

Swanley Town Council

Civic Centre, St Marys Road, Swanley, Kent, BR8 7BU

Tel: 01322 665855


www.swanleytowncouncil.gov.uk

POLICY AND FINANCE

12th March 2020

Dear Member

A meeting of the above committee will be held at the Council Chamber, Civic Centre on **Wednesday 18th March 2020 from 7:30pm** or at the conclusion of the public participation session.



Mr S Nash
CEO / Town Clerk

Committee Members: (Chair) Cllr M Horwood, (Vice Chair) Cllr V Letchford
Cllr J Barnes, Cllr G Darrington Cllr P Darrington,
Cllr J Domigan, Cllr C Lee, Cllr J Tuckfield

PUBLIC PARTICIPATION

If required, the meeting will be preceded by a public participation period of up to 15 minutes in total at 7:30pm. Members of the public are also entitled to speak, during the meeting, on agenda items only and with express permission from the Chairman / Mayor. Those wishing to speak on an Agenda item must indicate this during Public Participation.

RECORDING (AUDIO AND / OR VIDEO OF COUNCIL MEETINGS AND USE OF SOCIAL MEDIA

During this meeting the public are allowed to record the Committee and Officers from the front of the public seating area only, providing it does not disrupt the meeting. Any items in the exempt Part of an agenda cannot be recorded and no recording device is to be left behind. If another member of the public objects to being recorded, the person(s) recording must stop doing so until that member of the public has finished speaking. The use of social media is permitted, but all members of the public are requested to switch their mobile phone devices to silent for the duration of the meeting.

MOBILE PHONES

Member of the public are reminded that the use of mobile phones (other than on silent) is prohibited at Town Council and Committee meetings.

AGENDA

1. APOLOGIES FOR ABSENCE

2. DECLARATIONS OF INTEREST

3. MINUTES OF THE PREVIOUS MEETING

To approve as correct the Minutes of the Meeting held on Wednesday 22nd January 2020

4. TO RECEIVE MONTHLY FINANCES

- a. Civic Income and Expenditure
- b. Alexandra Suite Income and Expenditure
- c. Olympic Income and Expenditure
- d. Swanley Park Income and Expenditure
- e. Housing Stock
- f. Bank Reconciliation
- g. Payments Out
- h. Debtors and Creditors

5. WOODLANDS SALE COMPLETION STATEMENT

To receive Disbursements of Woodlands sale proceeds (Report I)

Date of next meeting – 15th April 2020

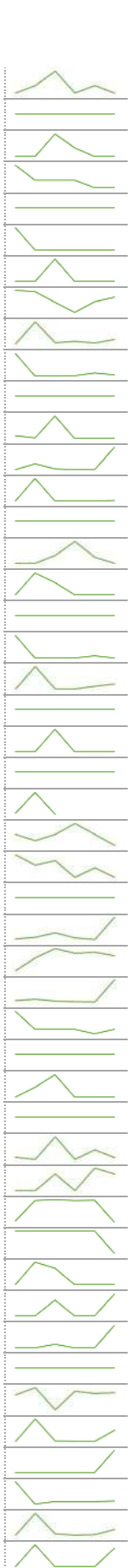
If you would like further information on any of the agenda items, please contact Mr Steve Nash, on 01322 611663 or snash@swanleytowncouncil.gov.uk

Swanley Town Council: Civic Centre

YTD Summary

| Expenditure | | 2018 / 2019 | | | | | | | |
|-------------|-------------------------------------|-------------|-----------|-----------|-----------|-----------|-----------|------------|--------------|
| Code | Description | Sep-18 | Oct-18 | Nov-18 | Dec-18 | Jan-19 | Feb-19 | YTD 18/19 | Actual 18/19 |
| 5000 | Street Lighting | - | - | 66.47 | - | - | - | 66.47 | 66.47 |
| 5001 | Bar Purchases | - | - | - | - | - | - | 42.03 | 42.03 |
| 5002 | Catering Purchases | 231.10 | 547.69 | 19.20 | 47.93 | - | - | 990.58 | 1,006.57 |
| 5007 | Brown Bags | 3,037.50 | 1,350.00 | 675.00 | - | 675.00 | - | 16,100.00 | 17,450.00 |
| 5008 | Seeds | - | - | - | - | - | - | 351.60 | 351.60 |
| 5010 | Sporting Equipment Purchases | 48.00 | 35.68 | - | - | - | 711.90 | 925.68 | 925.68 |
| 5011 | Licenses | 150.50 | 230.00 | 21.00 | - | (89.00) | 86.00 | 775.70 | 775.70 |
| 5020 | Equipment / Machinery | 1,299.31 | 5,036.33 | 134.45 | 341.63 | 1,130.72 | 309.10 | 14,409.39 | 14,849.91 |
| 5021 | Equipment / Machinery Rep | 1,774.59 | 305.83 | 128.36 | 3.66 | - | 380.00 | 5,090.30 | 5,159.07 |
| 5030 | Horticulture | - | - | - | 35.84 | - | - | 329.86 | 451.73 |
| 5032 | 1812 Event | 1,568.33 | 13.47 | - | - | - | - | 18,215.66 | 18,215.66 |
| 5034 | Firework Night | - | 2,575.00 | 1,870.03 | - | - | - | 4,656.23 | 4,656.23 |
| 5035 | Remembrance Day | - | 72.50 | 115.00 | - | - | - | 187.50 | 187.50 |
| 5036 | Swanley in Bloom | - | - | 190.00 | - | - | - | 16,675.60 | 16,702.10 |
| 5037 | Xmas Day Party | - | - | - | 507.68 | - | - | 507.68 | 507.68 |
| 5038 | Light up the Town | - | - | 17,070.82 | 1,000.00 | - | 1,996.25 | 21,625.82 | 27,614.57 |
| 5039 | Senior Passport to Leisure | 1,305.00 | 850.00 | 600.00 | 178.75 | - | 2,199.58 | 8,499.08 | 10,175.68 |
| 5040 | Mayor at Home | - | - | 321.76 | - | - | - | 356.76 | 376.76 |
| 5041 | Armed Forces Day | - | - | - | - | - | - | 1,987.33 | 1,987.33 |
| 5042 | St George's Day | - | - | - | - | - | 484.90 | 884.90 | 884.90 |
| 5043 | Silent Soldier | 873.00 | 8,246.40 | 1,045.16 | - | - | - | 10,164.56 | 10,164.56 |
| 5045 | Function Expenditure | - | 500.00 | 575.00 | - | - | - | 1,075.00 | 1,315.00 |
| 5046 | Outdoor Event | - | 350.00 | - | - | - | - | 350.00 | 350.00 |
| 5047 | Oktoberfest | - | - | - | - | - | - | - | - |
| 6200 | Website, Social Media and Marketing | 80.00 | 161.00 | 130.00 | 80.00 | 80.00 | 160.00 | 1,645.00 | 1,725.00 |
| 6201 | Advertising | 122.40 | 1,067.30 | 258.00 | 266.00 | 119.80 | 207.60 | 4,525.68 | 4,796.57 |
| 6202 | Gifts & Samples | - | - | - | - | - | - | - | - |
| 7000 | Salaries | 36,540.41 | 49,707.79 | 35,773.79 | 32,902.81 | 32,684.07 | 33,148.00 | 407,858.63 | 440,623.07 |
| 7001 | Pension | 4,589.02 | 4,864.94 | 4,753.71 | 4,187.71 | 4,144.19 | 4,241.37 | 51,724.70 | 55,898.10 |
| 7006 | Employers N.I. | 3,214.07 | 3,374.56 | 3,188.67 | 2,881.34 | 2,873.12 | 2,942.37 | 35,273.89 | 38,146.29 |
| 7011 | SMP Reclaimed | - | - | - | - | - | - | - | - |
| 7008 | Recruitment Expenses | - | - | - | - | - | - | - | - |
| 7012 | Security Staffing | - | - | 228.00 | - | - | - | 228.00 | 228.00 |
| 7097 | Staff Reward | - | - | - | - | - | - | - | - |
| 7099 | Staff Expenses | - | 53.85 | 136.90 | - | 19.93 | 15.06 | 740.30 | 785.08 |
| 7100 | Rent for Link | - | 809.97 | - | - | - | 269.99 | 1,079.96 | 1,443.98 |
| 7102 | Water Rates | 146.90 | 729.23 | 323.26 | 234.51 | 239.42 | 220.48 | 2,682.28 | 2,873.38 |
| 7103 | General Rates | 5,472.27 | 5,472.00 | 5,472.00 | 5,472.00 | 5,472.00 | 3,791.00 | 59,651.38 | 59,651.38 |
| 7105 | Recycling - Waste Collection | - | - | - | - | - | - | - | - |
| 7200 | Electricity | - | 18.47 | 1,977.78 | - | 18.47 | 2,056.75 | 8,679.16 | 8,679.16 |
| 7201 | Gas | - | - | 362.85 | - | - | 2,080.42 | 4,478.83 | 4,478.83 |
| 7202 | Oil | - | - | - | - | - | - | - | - |
| 7300 | Vehicle Fuel | 1,079.98 | 204.02 | 347.35 | 298.38 | 171.03 | 171.24 | 3,584.48 | 3,724.78 |
| 7301 | Vehicle Repairs and Servicing | - | 175.32 | 15.00 | - | 49.70 | 562.97 | 2,448.50 | 2,448.50 |
| 7302 | Vehicle Licences | 21.87 | 21.87 | 21.87 | 21.87 | 21.87 | 21.87 | 280.89 | 302.76 |
| 7303 | Vehicle Insurance | 2,483.40 | - | - | - | - | - | 2,483.40 | 2,483.40 |
| 7304 | Miscellaneous Motor Expenses | - | - | 28.76 | - | 49.66 | 229.17 | 895.24 | 1,350.58 |
| 7305 | Congestion Charges | - | - | - | - | - | - | - | - |

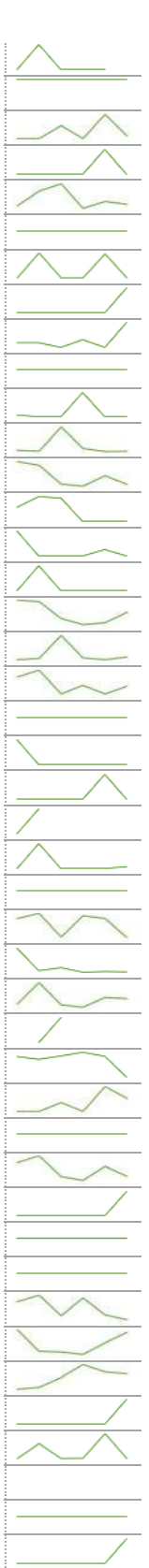
| 2019 / 2020 | | | | | | | |
|--------------|-----------|------------|------------|------------|------------|------------|--------------|
| Budget 19/20 | Sep-19 | Oct-19 | Nov-19 | Dec-19 | Jan-20 | Feb-20 | YTD 19/20 |
| - | - | 22.80 | 66.47 | - | 22.80 | - | 112.07 |
| - | - | - | - | - | - | - | - |
| 1,000.00 | - | - | 127.54 | 49.00 | - | - | 276.54 |
| 16,500.00 | 2,100.00 | 700.00 | 700.00 | 700.00 | - | - | 14,700.00 |
| 350.00 | - | - | - | - | - | - | - |
| 250.00 | 1,059.66 | 10.05 | - | - | - | - | 1,273.87 |
| 800.00 | - | - | 50.21 | - | - | - | 125.21 |
| 47,000.00 | 993.00 | 934.20 | 509.38 | 103.73 | 534.91 | 710.48 | 45,729.21 |
| 9,500.00 | 23.80 | 3,999.57 | 217.50 | 434.18 | 174.13 | 792.97 | 8,524.71 |
| 300.00 | 933.20 | - | - | 16.66 | 131.26 | 47.31 | 1,372.86 |
| - | - | - | - | - | - | - | - |
| 5,300.00 | 484.90 | 73.20 | 3,861.50 | - | - | - | 4,419.60 |
| 100.00 | - | 120.00 | 18.83 | - | - | 450.00 | 704.83 |
| 16,800.00 | - | 1,057.50 | - | - | - | 30.00 | 16,784.50 |
| 500.00 | - | - | - | - | - | - | - |
| 15,000.00 | - | 36.23 | 3,003.89 | 8,221.85 | 2,246.77 | - | 13,849.83 |
| 8,300.00 | - | 1,061.66 | 595.00 | - | - | - | 4,841.66 |
| 300.00 | - | - | - | - | - | - | 144.95 |
| 2,600.00 | 200.00 | - | - | - | 21.00 | - | 6,358.00 |
| 800.00 | - | 175.00 | - | - | 21.00 | 40.00 | 2,242.25 |
| - | - | - | - | - | - | - | - |
| 500.00 | - | - | 120.00 | - | - | - | 1,849.17 |
| 350.00 | - | - | - | - | - | - | - |
| - | 576.92 | 6,705.89 | 285.00 | - | - | - | 7,667.81 |
| 2,500.00 | 80.00 | 35.00 | 80.00 | 160.00 | 80.00 | - | 890.00 |
| 5,500.00 | 635.28 | 344.80 | 464.92 | - | 270.00 | - | 3,155.15 |
| - | - | - | - | - | - | - | 222.50 |
| 410,000.00 | 38,048.05 | 38,763.98 | 40,554.26 | 38,553.69 | 37,854.14 | 46,540.65 | 424,908.53 |
| 51,000.00 | 4,512.77 | 4,620.76 | 4,697.54 | 4,658.87 | 4,666.76 | 4,638.05 | 49,615.09 |
| 34,800.00 | 3,314.15 | 3,388.99 | 3,288.38 | 3,264.99 | 3,245.91 | 4,325.09 | 37,434.14 |
| - | - | (521.79) | (521.79) | (521.79) | (652.24) | (521.79) | (2,739.40) |
| - | - | - | - | - | - | - | - |
| - | - | 111.00 | 251.00 | - | - | - | 362.00 |
| - | - | - | - | - | - | - | 157.90 |
| 550.00 | 28.30 | - | 343.95 | - | 145.79 | 25.59 | 1,631.90 |
| 1,076.00 | - | - | 269.99 | - | 364.02 | 269.99 | 1,173.99 |
| 3,000.00 | 11.84 | 226.82 | 234.38 | 226.82 | 227.79 | - | 2,179.71 |
| 61,400.00 | 5,939.37 | 5,939.38 | 5,939.38 | 5,939.38 | 5,939.38 | - | 60,215.75 |
| - | - | 350.00 | 255.00 | - | - | - | 1,335.00 |
| 10,000.00 | - | - | 1,726.39 | - | - | 2,380.92 | 7,597.59 |
| 3,300.00 | - | - | 480.00 | - | - | 3,062.71 | 6,036.96 |
| - | - | - | - | - | - | - | - |
| 3,400.00 | 312.25 | 377.28 | 179.39 | 344.83 | 324.91 | 332.78 | 3,553.65 |
| 2,000.00 | - | 537.39 | 5.37 | - | - | 270.83 | 1,684.84 |
| 303.00 | 45.50 | 45.50 | 45.50 | 45.50 | 45.50 | 305.50 | 713.24 |
| 2,550.00 | 2,947.84 | (371.15) | - | - | - | 72.62 | 2,649.31 |
| 600.00 | - | 276.75 | 17.64 | - | 8.33 | 73.18 | 3,643.25 |
| - | - | 6.00 | - | - | - | 5.00 | 22.00 |



Monthly Finances (A)

| Code | Description | Sep-18 | Oct-18 | Nov-18 | Dec-18 | Jan-19 | Feb-19 | YTD 18/19 | Actual 18/19 |
|------|-------------------------------|-----------|------------|-----------|-----------|-----------|-----------|------------|--------------|
| 7306 | Mileage Claims | - | - | - | - | - | - | - | - |
| 7307 | Vehicle Leasing | 342.75 | 342.75 | 342.75 | 342.75 | 342.75 | 342.75 | 4,113.00 | 4,455.75 |
| 7500 | Printing | - | 342.45 | 53.50 | - | 268.30 | - | 1,795.74 | 1,795.74 |
| 7501 | Postage and Carriage | - | 120.00 | 1,000.00 | - | - | - | 2,120.00 | 2,132.00 |
| 7502 | Office Stationery | 187.46 | 375.59 | 241.06 | 516.35 | 236.93 | 284.10 | 4,464.68 | 4,514.41 |
| 7503 | Publications | 62.50 | - | - | - | - | - | 112.50 | 112.50 |
| 7505 | Town Crier Printing Costs | - | - | - | - | 1,475.00 | - | 4,425.00 | 4,425.00 |
| 7506 | Distribution Costs | 604.17 | - | - | - | 416.67 | - | 2,064.59 | 2,064.59 |
| 7507 | Business & ID Cards | 20.00 | 30.00 | 30.00 | - | - | - | 265.40 | 265.40 |
| 7508 | Questionnaire / Survey | - | 260.00 | - | - | - | - | 1,060.00 | 1,060.00 |
| 7509 | Name Badges | - | - | - | - | 224.00 | - | 224.00 | 224.00 |
| 7550 | Telephone and Broadband | 433.93 | 432.93 | 487.44 | 333.57 | 266.51 | 201.13 | 4,759.65 | 4,961.22 |
| 7552 | Computers & Software | 364.91 | 446.47 | 677.89 | 658.65 | 408.68 | 364.76 | 6,619.13 | 6,983.88 |
| 7600 | Legal Fees | - | - | - | - | - | - | 5,687.50 | 5,687.50 |
| 7601 | Audit Fees | 2,000.00 | - | - | 534.20 | - | - | 3,068.40 | 3,068.40 |
| 7602 | Health & Safety Fees | - | - | 2,318.75 | 285.00 | - | - | 5,140.49 | 5,215.49 |
| 7603 | Consultancy Fees | 199.80 | 199.80 | 599.80 | 599.80 | 589.80 | 199.80 | 4,611.30 | 6,011.10 |
| 7604 | Professional Fees | - | - | - | - | - | 70.00 | 70.00 | 3,026.00 |
| 7605 | Mayoral Allowance | 420.00 | - | - | 267.04 | 804.97 | 100.00 | 2,170.91 | 2,340.91 |
| 7606 | Councillors' Reimbursement | - | - | - | - | - | - | 140.40 | 140.40 |
| 7607 | Electoral Costs | - | - | - | - | - | - | - | - |
| 7608 | Mayoral Payments | - | - | - | - | - | - | - | - |
| 7609 | Community Railway Partnership | - | - | - | - | - | - | - | - |
| 7700 | Equipment Hire | - | - | 266.50 | - | - | 1,451.60 | 1,718.10 | 1,718.10 |
| 7701 | Office Machine Maintenance | - | - | - | - | - | - | 128.71 | 128.71 |
| 7702 | Equipment Leasing | 863.68 | 2,135.55 | 1,091.98 | 2,051.36 | 1,787.58 | 1,131.98 | 15,724.93 | 16,824.37 |
| 7800 | Repairs and Renewals | - | 765.12 | 293.46 | 333.41 | 65.34 | 259.47 | 6,785.35 | 7,166.68 |
| 7801 | Cleaning | 240.75 | 367.88 | 49.20 | 60.95 | 225.40 | 216.26 | 1,874.73 | 2,055.50 |
| 7802 | Laundry | - | - | - | - | - | - | - | - |
| 7803 | Premises Expenses | 798.69 | 10,183.70 | 3,946.92 | 1,599.82 | 1,436.46 | 507.45 | 39,855.35 | 42,925.67 |
| 7811 | Signs | 63.43 | - | - | - | 180.00 | 18.00 | 894.51 | 2,284.51 |
| 7821 | Miscellaneous Purchases | - | - | - | - | - | - | 647.94 | 647.94 |
| 7901 | Bank Charges | 340.24 | 260.62 | 232.10 | 392.75 | 350.64 | 596.39 | 3,435.21 | 4,788.28 |
| 7903 | Loan Interest Paid | - | - | - | - | - | 4,695.33 | 9,390.66 | 9,390.66 |
| 8100 | Bad Debt Write Off | - | - | - | - | - | - | 2,438.62 | 2,438.62 |
| 8200 | Donations | - | 750.00 | - | 61.90 | - | - | 2,711.90 | 2,961.90 |
| 8201 | Subscriptions | 207.49 | 54.87 | 70.19 | - | 7.99 | 7.99 | 1,977.77 | 2,683.59 |
| 8202 | Uniforms | 93.33 | 437.80 | 164.72 | - | 16.66 | 17.77 | 1,189.53 | 1,434.93 |
| 8203 | Training Costs | 350.00 | 358.33 | 585.00 | 50.00 | 180.00 | 514.00 | 3,863.83 | 4,298.83 |
| 8204 | Insurance | - | - | - | - | 191.52 | - | 23,470.26 | 23,470.26 |
| 8205 | Entertainment | - | - | - | - | - | 600.00 | 600.00 | 600.00 |
| 8207 | Conferences/Events | - | - | - | - | - | - | - | - |
| 8208 | Grant Aid | - | - | - | - | - | - | - | - |
| 8205 | Sundry Expenses | - | - | - | - | - | - | - | - |
| | | 71,630.78 | 104,637.08 | 88,301.45 | 56,547.66 | 57,135.18 | 67,864.80 | 882,148.14 | 948,158.43 |

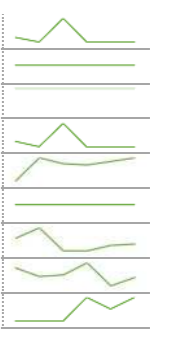
| Budget 19/20 | Sep-19 | Oct-19 | Nov-19 | Dec-19 | Jan-20 | Feb-20 | YTD 19/20 |
|--------------|------------|-----------|------------|-----------|-----------|---------------|--------------|
| - | - | 9.45 | - | - | - | - | 9.45 |
| 4,113.00 | 342.75 | 342.75 | 342.75 | 342.75 | 342.75 | 342.75 | 3,770.25 |
| 2,500.00 | - | - | 206.92 | - | 388.28 | 43.65 | 1,323.36 |
| 1,300.00 | - | - | - | - | 1,060.44 | - | 2,066.94 |
| 3,500.00 | 154.55 | 523.80 | 715.21 | 89.74 | 266.14 | 197.66 | 3,984.28 |
| 115.00 | - | - | - | - | - | - | 125.00 |
| 6,100.00 | - | 1,562.96 | - | - | 1,513.92 | - | 6,029.41 |
| 3,000.00 | - | - | - | - | - | 416.67 | 1,617.51 |
| 240.00 | 30.00 | 30.00 | - | 50.00 | - | 162.00 | 424.00 |
| - | - | - | - | - | - | - | - |
| - | 9.50 | - | - | 126.50 | - | - | 174.00 |
| 5,700.00 | 170.64 | 167.52 | 253.45 | 177.25 | 165.65 | 167.20 | 2,085.82 |
| 6,700.00 | 564.61 | 542.37 | 433.17 | 419.86 | 482.69 | 430.82 | 5,631.26 |
| 2,000.00 | 1,500.00 | 2,660.20 | 2,500.00 | - | - | - | 8,896.60 |
| 3,200.00 | 2,000.00 | - | - | - | 534.20 | - | 3,068.40 |
| 2,650.00 | - | 39.15 | - | - | - | - | 3,724.45 |
| 3,700.00 | 5,618.91 | 5,310.70 | 1,599.80 | 199.80 | 602.30 | 2,928.13 | 32,728.66 |
| 4,350.00 | - | 1,500.00 | 26,934.00 | 2,085.00 | - | 3,016.00 | 34,897.00 |
| 3,000.00 | 840.79 | 1,163.46 | 80.00 | 468.15 | 72.00 | 436.97 | 4,576.97 |
| - | - | - | - | - | - | - | 18.90 |
| 13,000.00 | 16,715.15 | - | - | - | - | - | 16,715.15 |
| - | - | - | - | - | 3,000.00 | - | 4,756.00 |
| - | 6.99 | 35.16 | - | - | - | - | 852.13 |
| - | - | 615.00 | - | - | - | 43.20 | 778.20 |
| - | - | - | - | - | - | - | - |
| 12,500.00 | 1,327.46 | 1,692.81 | 40.00 | 1,526.14 | 1,335.60 | - | 10,880.67 |
| 8,500.00 | 17,100.39 | 1,287.49 | 3,368.22 | 123.23 | 721.29 | 358.74 | 27,342.46 |
| 3,000.00 | 114.65 | 323.15 | 104.20 | 80.00 | 180.15 | 167.15 | 1,664.57 |
| - | - | - | 96.06 | - | - | - | 106.05 |
| 90,000.00 | 6,165.48 | 1,559.54 | 6,789.96 | 12,620.45 | 6,499.04 | (25,094.29) | 72,237.84 |
| 725.00 | - | - | 562.91 | - | 1,559.96 | 813.99 | 4,290.52 |
| - | - | - | - | - | - | - | 13.50 |
| 3,200.00 | 318.93 | 335.42 | 284.61 | 275.06 | 309.28 | 285.35 | 3,199.75 |
| 9,390.66 | - | - | - | - | - | 4,695.33 | 9,390.66 |
| - | - | - | - | - | - | - | - |
| 2,000.00 | - | - | - | - | - | - | 1,472.16 |
| 2,800.00 | 42.99 | 55.49 | 15.98 | 50.00 | 17.99 | 7.99 | 2,449.89 |
| 1,500.00 | 268.18 | 45.81 | 41.92 | 14.00 | 132.77 | 241.56 | 905.86 |
| 3,100.00 | - | 104.40 | 666.00 | 1,388.00 | 966.00 | 860.00 | 8,710.11 |
| 23,500.00 | - | - | - | - | - | 191.52 | 23,359.46 |
| - | - | 485.00 | - | 11.53 | 800.00 | - | 1,442.98 |
| - | - | - | - | - | - | - | 63.00 |
| 1,000.00 | - | - | - | - | - | - | - |
| - | - | - | - | - | - | 17,770.24 | 17,770.24 |
| 944,612.66 | 115,538.80 | 89,418.44 | 112,901.78 | 82,245.17 | 76,622.61 | 72,334.51 | 1,060,973.63 |



Monthly Finances (C)

| Code | Description | Sep-18 | Oct-18 | Nov-18 | Dec-18 | Jan-19 | Feb-19 | YTD 18/19 | Actual 18/19 |
|------|----------------------|-----------|-----------|-----------|-----------|-----------|-----------|------------|--------------|
| 7604 | Professional Fees | - | 228.42 | 105.21 | 105.21 | 105.21 | 105.21 | 1,535.76 | 1,642.37 |
| 7700 | Equipment Hire | - | - | - | - | - | - | - | - |
| 7702 | Equipment Leasing | 315.00 | 315.00 | 315.00 | 315.00 | 315.00 | 315.00 | 3,465.00 | 3,780.00 |
| 7800 | Repairs and Renewals | - | 107.00 | - | - | - | - | 1,252.99 | 1,252.99 |
| 7801 | Cleaning | 101.90 | 41.69 | - | 91.57 | 149.51 | 127.17 | 967.27 | 1,068.77 |
| 7802 | Laundry | 165.50 | 132.25 | 71.57 | - | - | - | 1,395.10 | 1,395.10 |
| 7803 | Premises Expenses | 731.70 | - | 361.93 | 41.44 | 120.22 | - | 8,776.16 | 9,283.69 |
| 7901 | Bank Charges | 140.48 | 138.86 | 141.75 | 128.93 | 161.99 | 117.08 | 1,647.38 | 1,783.56 |
| 8201 | Subscriptions | - | - | - | - | - | - | - | - |
| | | 16,086.60 | 14,577.69 | 12,898.11 | 12,861.97 | 12,090.06 | 10,381.81 | 177,595.97 | 187,799.24 |

| Budget 19/20 | Sep-19 | Oct-19 | Nov-19 | Dec-19 | Jan-20 | Feb-20 | YTD 19/20 |
|--------------|-----------|-----------|-----------|-----------|-----------|-----------|------------|
| 1,772.60 | 129.23 | 111.23 | 201.23 | 111.23 | 111.23 | 111.23 | 1,330.87 |
| - | - | - | - | - | - | - | - |
| 3,893.40 | 315.00 | 315.00 | 315.00 | 315.00 | 315.00 | 315.00 | 3,465.00 |
| 1,200.00 | 168.56 | 15.29 | 683.00 | 4.66 | 4.66 | - | 1,273.17 |
| 3,300.00 | - | 116.79 | 86.96 | 80.00 | 97.71 | 115.95 | 1,012.80 |
| 1,650.00 | - | - | - | - | - | - | - |
| 15,000.00 | 87.48 | 161.33 | - | - | 40.00 | 48.10 | 12,335.09 |
| 2,000.00 | 150.17 | 113.07 | 120.59 | 174.03 | 72.09 | 109.20 | 1,448.89 |
| 1,000.00 | - | - | - | 30.00 | 15.00 | 30.00 | 75.00 |
| 189,617.61 | 12,721.33 | 12,309.70 | 12,210.03 | 14,620.77 | 11,500.62 | 12,303.55 | 153,225.81 |



▼
▼
▼
▲
▼
▲


Swanley Town Council: Swanley Park

YTD Summary

Income

| Code | Description | 2018 / 2019 | | | | | | | Actual 18/19 |
|------|------------------------------------|-------------|----------|----------|--------|-----------|-----------|------------|--------------|
| | | Sep-18 | Oct-18 | Nov-18 | Dec-18 | Jan-19 | Feb-19 | YTD 18/19 | |
| 4002 | Rent - Swanley Athletics Club | - | - | 100.00 | 100.00 | 100.00 | 100.00 | 400.00 | 500.00 |
| 4006 | Rent - Cafe in the Park | - | - | - | - | - | - | 34,000.00 | 34,000.00 |
| 4007 | Rent - Swanley Park | - | - | - | - | - | - | - | 900.18 |
| 4008 | Rent - Swanley New Barn Railway | - | - | - | - | 10,500.00 | 10,531.53 | 21,031.53 | 21,031.53 |
| 4010 | Rent - Ice Cream Van | - | - | - | - | - | - | 15,416.67 | 15,416.67 |
| 4014 | Rent - Great Outdoors | - | - | - | - | 83.33 | 333.32 | 416.65 | 749.97 |
| 4017 | Rent - Swanley Park RFC | 312.64 | 312.64 | 312.64 | 312.64 | 312.64 | 312.64 | 3,439.04 | 3,751.66 |
| 4032 | 1812 Event | - | - | - | - | - | 266.68 | 266.68 | 566.68 |
| 4201 | Service Recharge: Café in the Park | 1,143.49 | - | 166.67 | - | - | - | 4,342.26 | 4,342.26 |
| 4204 | Service Recharge: Bungalow | - | - | - | - | - | - | - | - |
| 4207 | Service Recharge: SNBR | - | - | 644.75 | - | - | - | 644.75 | 644.75 |
| 4230 | Sale of Assets | - | - | - | - | - | - | - | - |
| 4600 | Outdoor Event Revenue | 195.83 | - | 66.67 | - | - | - | 6,969.62 | 6,969.62 |
| 4700 | Rowing | 454.16 | 300.83 | - | - | - | - | 7,789.94 | 7,825.77 |
| 4701 | Pedalos | 2,276.26 | 667.09 | - | - | - | 1,912.10 | 36,894.90 | 37,924.49 |
| 4702 | Canoeing | 138.34 | 80.00 | - | - | - | 10.00 | 3,712.92 | 3,745.42 |
| 4703 | Golf | 420.83 | 270.84 | - | - | - | 477.50 | 7,750.90 | 7,979.24 |
| 4704 | Tree Trek | 227.50 | - | - | - | - | - | 4,354.59 | 4,354.59 |
| 4705 | Hand Boats | 343.32 | 153.33 | - | - | - | - | 5,004.04 | 5,004.04 |
| 4706 | Dino Karts | 301.66 | 193.34 | - | - | - | 336.65 | 4,134.97 | 4,261.64 |
| 4707 | Deck Chairs | 51.66 | - | - | - | - | - | 1,161.21 | 1,161.21 |
| 4708 | Bouncy Castle | 527.08 | 379.57 | - | - | - | 937.92 | 12,230.54 | 12,620.12 |
| 4710 | Car Parking | 2,841.68 | - | - | - | - | - | 52,229.46 | 52,229.46 |
| 4712 | Wrist Bands | - | - | - | - | - | - | 724.17 | 724.17 |
| 4713 | Duck Feed | 60.85 | 24.57 | - | - | - | 57.49 | 593.14 | 617.40 |
| 4714 | Battery Bikes | 514.17 | 273.34 | - | - | - | - | 4,480.06 | 4,480.06 |
| 4715 | Balloons | - | - | - | - | - | - | 65.00 | 65.00 |
| 4716 | Water Creatures | - | - | - | - | - | - | 9.17 | 9.17 |
| 4717 | Candy Floss | 50.00 | 16.67 | - | - | - | - | 304.21 | 304.21 |
| 4718 | JCB Digger | 185.82 | 123.31 | - | - | - | - | 991.80 | 991.80 |
| 4719 | Reptiles | 10.00 | - | - | - | - | - | 69.17 | 69.17 |
| 4720 | Nerf / Survival Parties | - | 83.33 | - | - | 495.83 | 295.83 | 1,070.82 | 1,320.82 |
| 4721 | Children's Party - Survival | 449.99 | 83.33 | - | - | 125.00 | - | 3,222.47 | 3,534.97 |
| 4723 | The Plunge Water Slide | - | - | - | - | - | - | - | - |
| 4724 | The Great Outdoors | - | - | - | - | - | - | - | - |
| 4810 | Sponsorship - General | - | 5,000.00 | - | - | - | - | 5,283.33 | 5,783.33 |
| 4997 | Sale of Goods | - | - | - | - | 3,333.34 | - | 3,333.34 | 3,416.67 |
| 4999 | Other Income | - | - | - | - | - | - | - | - |
| | | 10,505.28 | 7,962.19 | 1,290.73 | 412.64 | 14,950.14 | 15,571.66 | 242,337.35 | 247,296.07 |

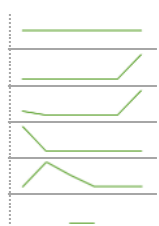
| 2019 / 2020 | | | | | | | |
|--------------|-----------|----------|--------|--------|--------|------------|------------|
| Budget 19/20 | Sep-19 | Oct-19 | Nov-19 | Dec-19 | Jan-20 | Feb-20 | YTD 19/20 |
| - | 100.00 | 100.00 | 100.00 | 100.00 | 100.00 | 100.00 | 1,100.00 |
| 34,500.00 | - | - | - | - | - | - | 34,500.00 |
| - | - | - | - | - | - | - | - |
| 11,631.53 | - | - | - | - | - | 10,736.12 | 10,736.12 |
| 15,900.00 | - | - | - | - | - | - | 15,625.00 |
| - | 625.00 | 625.00 | - | - | - | - | 3,416.63 |
| 3,751.68 | - | - | - | - | - | - | 937.92 |
| 1,600.00 | 1,240.50 | - | - | - | - | 50.00 | 4,563.00 |
| 4,630.46 | - | - | - | - | - | - | 2,076.65 |
| - | - | - | - | - | - | - | - |
| - | - | - | - | - | - | 897.71 | 897.71 |
| - | - | - | - | - | - | 350,592.83 | 350,592.83 |
| 7,110.04 | 613.33 | - | - | - | - | - | 4,239.45 |
| 8,023.64 | 467.50 | - | - | - | - | 17.50 | 5,607.95 |
| 36,032.28 | 2,640.42 | 147.08 | - | - | - | 92.49 | 32,938.25 |
| 3,814.01 | 145.00 | - | - | - | - | - | 2,082.49 |
| 7,491.60 | 437.50 | - | - | - | - | - | 5,132.08 |
| 4,485.23 | 210.00 | - | - | - | - | - | 4,405.83 |
| 5,154.16 | 153.33 | - | - | - | - | 1.67 | 2,390.81 |
| 3,912.27 | - | - | - | - | - | - | 1,563.37 |
| 1,196.05 | 5.00 | - | - | - | - | - | 412.49 |
| 11,631.40 | 667.93 | 71.25 | - | - | - | 115.41 | 8,829.18 |
| 53,796.34 | 4,736.24 | 1,903.75 | - | - | - | 100.00 | 63,088.11 |
| 745.90 | - | - | - | - | - | - | - |
| 551.72 | 18.77 | 4.83 | - | - | - | - | 408.76 |
| 4,614.46 | 451.66 | - | - | - | - | 1.66 | 4,810.01 |
| 66.95 | - | - | - | - | - | 11.67 | 11.67 |
| 9.45 | - | - | - | - | - | - | - |
| 313.34 | 50.01 | - | - | - | - | - | 399.65 |
| 1,021.55 | 180.84 | 24.17 | - | - | - | 9.17 | 1,874.58 |
| 71.25 | 10.00 | - | - | - | - | - | 82.50 |
| 3,898.50 | 524.99 | 420.83 | 125.00 | 83.33 | 305.00 | 207.91 | 4,242.03 |
| - | - | - | - | - | - | - | - |
| - | 399.16 | - | - | - | - | - | 9,811.19 |
| - | - | - | - | 26.66 | 236.67 | 265.67 | 529.00 |
| - | - | - | - | - | - | - | - |
| - | - | - | - | - | - | - | 583.33 |
| - | 12.50 | - | - | - | - | - | 12.50 |
| 225,953.81 | 13,689.68 | 3,296.91 | 225.00 | 209.99 | 641.67 | 363,199.81 | 577,901.09 |



Expenditure

| Code | Description | 2018 / 2019 | | | | | | | Actual 18/19 |
|------|-------------------------------|-------------|--------|--------|--------|--------|--------|-----------|--------------|
| | | Sep-18 | Oct-18 | Nov-18 | Dec-18 | Jan-19 | Feb-19 | YTD 18/19 | |
| 5002 | Catering Purchases | - | - | - | - | - | - | 9.56 | 9.56 |
| 5010 | Sporting Equipment Purchases | - | - | - | - | 58.21 | 200.00 | 386.71 | 449.63 |
| 5020 | Equipment / Machinery | 114.91 | - | - | - | - | - | 4,659.94 | 4,659.94 |
| 5021 | Equipment / Machinery Repairs | - | 644.60 | - | 47.50 | - | - | 1,954.94 | 1,954.94 |
| 5030 | Horticulture | - | 425.00 | - | - | - | - | 1,205.83 | 1,205.83 |
| 5032 | 1812 Event | - | - | - | - | - | - | - | - |

| 2019 / 2020 | | | | | | | |
|--------------|-----------|--------|--------|--------|--------|--------|-----------|
| Budget 19/20 | Sep-19 | Oct-19 | Nov-19 | Dec-19 | Jan-20 | Feb-20 | YTD 19/20 |
| 9.85 | - | - | - | - | - | - | - |
| 132.36 | - | - | - | - | - | 454.90 | 624.02 |
| 6,344.74 | 38.82 | - | - | - | - | 227.75 | 2,774.48 |
| 1,891.53 | 66.45 | - | - | - | - | - | 305.05 |
| 1,551.00 | (15.00) | 822.50 | 375.00 | - | - | - | 1,470.40 |
| 17,000.00 | 3,714.94 | - | - | - | - | - | 15,932.98 |



Monthly Finances (D)

| Code | Description | Sep-18 | Oct-18 | Nov-18 | Dec-18 | Jan-19 | Feb-19 | YTD 18/19 | Actual 18/19 | Budget 19/20 | Sep-19 | Oct-19 | Nov-19 | Dec-19 | Jan-20 | Feb-20 | YTD 19/20 | | |
|------|------------------------------|-----------|------------|-----------|-----------|----------|-----------|------------|--------------|--------------|-----------|-----------|-----------|-----------|-----------|------------|------------|---|--|
| 5045 | Function Expenditure | - | - | - | - | - | - | - | - | - | - | - | - | - | - | - | - | | |
| 5046 | Outdoor Event | 294.00 | - | - | - | - | - | 1,315.08 | 1,315.08 | 1,354.53 | 500.00 | - | - | - | - | - | 810.00 | | |
| 6201 | Advertising | - | - | - | - | - | - | 283.00 | 283.00 | 373.89 | 114.82 | - | - | - | 120.00 | 40.00 | 1,575.27 | | |
| 7000 | Salaries | 18,767.94 | 8,242.74 | 5,251.58 | 3,695.50 | 3,979.18 | 4,354.53 | 113,575.04 | 119,668.13 | 119,680.08 | 23,368.85 | 13,425.01 | 6,199.70 | 14,420.23 | 6,798.29 | 6,630.07 | 144,342.21 | | |
| 7001 | Pension | 364.50 | 364.50 | 364.50 | 364.50 | 364.50 | 414.79 | 4,591.91 | 5,006.70 | 5,053.30 | 422.93 | - | - | 1,542.24 | 1,105.90 | 1,088.85 | 6,582.45 | | |
| 7006 | Employers NI | 502.27 | 351.29 | 265.69 | 281.10 | 378.12 | 425.64 | 4,628.11 | 5,086.86 | 5,185.03 | 672.23 | 647.23 | 249.56 | 1,259.45 | 449.35 | 445.95 | 6,781.63 | | |
| 7012 | Security Staffing | 103.50 | - | - | - | - | - | 770.50 | 770.50 | 793.62 | 230.00 | - | - | - | - | - | 1,046.50 | | |
| 7099 | Staff Expenses | - | - | - | - | - | - | - | - | - | - | 47.09 | - | 142.18 | - | - | 189.27 | | |
| 7102 | Water Rates | 523.75 | 542.46 | 130.94 | 1,047.50 | 467.64 | 579.87 | 6,905.93 | 6,905.93 | 7,395.38 | 426.57 | 412.81 | 426.57 | 412.81 | 386.27 | 293.17 | 3,333.07 | | |
| 7103 | General Rates | - | - | - | - | - | - | - | - | - | - | - | - | - | - | - | - | - | |
| 7105 | Recycling - Waste Collection | 1,373.72 | 987.56 | 764.38 | 1,054.94 | 1,943.38 | 985.28 | 15,773.70 | 16,887.70 | 15,901.30 | 2,698.40 | 1,321.20 | 1,070.80 | 2,090.00 | 1,886.80 | 958.80 | 20,944.00 | | |
| 7200 | Electricity | 70.00 | 70.00 | 70.00 | 70.00 | 140.00 | 91.06 | 451.49 | 1,366.88 | 443.34 | 602.93 | 3,954.82 | 70.00 | 146.89 | 887.69 | - | 922.72 | | |
| 7202 | GasOil | - | - | - | - | - | 507.96 | 1,357.93 | 1,357.93 | 875.47 | 406.35 | - | - | - | - | - | 1,633.37 | | |
| 7303 | Vehicle Insurance | - | - | - | - | - | - | 91.94 | 91.94 | 94.70 | - | - | - | - | - | - | - | - | |
| 7304 | Miscellaneous Motor Expenses | - | - | - | - | - | 39.49 | 54.49 | 154.48 | 15.45 | - | - | - | - | - | - | 20.08 | | |
| 7306 | Mileage Claims | 32.85 | 10.58 | 24.40 | 37.58 | 45.68 | 50.85 | 273.50 | 319.63 | 107.54 | - | 92.70 | - | - | - | - | 157.50 | | |
| 7500 | Printing | - | - | - | - | - | - | 512.85 | 981.79 | 528.24 | - | - | - | - | - | - | 468.94 | | |
| 7501 | Postage & Carriage | - | - | - | - | - | - | 9.95 | 54.95 | 10.25 | - | - | - | - | - | - | 498.95 | | |
| 7502 | Stationery | - | - | - | - | - | - | 65.97 | 65.97 | 67.95 | - | - | - | - | - | 58.32 | 101.19 | | |
| 7509 | Name Badges | - | - | - | - | - | - | - | - | - | - | - | - | - | - | - | 97.50 | | |
| 7550 | Telephone & Broadband | 58.34 | 52.32 | 50.71 | 48.28 | 61.26 | 57.06 | 686.92 | 758.75 | 766.95 | 54.76 | 54.41 | - | - | 36.55 | 52.42 | 477.97 | | |
| 7552 | Computers & Software | - | - | - | - | - | - | - | - | - | - | - | - | - | - | - | 12.50 | | |
| 7602 | Health & Safety Fees | - | - | - | - | - | - | - | 140.00 | - | - | - | - | - | - | 225.00 | 912.60 | | |
| 7603 | Consultancy Fees | - | - | - | - | - | - | - | - | - | - | - | - | - | - | - | 750.00 | | |
| 7700 | Equipment Hire | 188.00 | - | - | - | - | - | 2,111.45 | 2,111.45 | 1,750.43 | 1,322.83 | 203.44 | 75.44 | - | - | 660.00 | 3,400.74 | | |
| 7800 | Repairs and Renewals | - | - | 12.49 | 74.04 | 57.82 | 21.82 | 1,918.45 | 2,164.07 | 2,937.85 | 524.58 | 597.55 | - | - | - | 152.62 | 13,128.54 | | |
| 7801 | Cleaning | 40.40 | - | - | 11.26 | - | 70.67 | 1,254.11 | 1,335.23 | 1,413.35 | - | - | - | - | - | - | 1,411.04 | | |
| 7803 | Premises Expenses | 1,007.29 | 93.32 | 6,112.75 | 8,708.89 | 93.40 | 568.60 | 17,489.69 | 17,989.35 | 4,035.59 | 4,912.63 | 1,155.24 | 1,174.12 | 41,944.41 | 1,614.87 | 111,362.56 | 169,973.36 | | |
| 7804 | Pool Chemicals | - | - | - | - | - | - | 1,408.91 | 1,408.91 | 1,966.18 | - | - | - | - | - | - | 2,171.73 | | |
| 7805 | Cess Pit | 630.00 | 420.00 | 630.00 | 210.00 | 210.00 | 630.00 | 13,380.00 | 14,050.00 | 52,267.00 | 1,890.00 | 940.00 | 830.00 | 420.00 | 420.00 | 210.00 | 14,090.00 | | |
| 7806 | Pedalo Parts | - | - | - | - | - | - | 364.43 | 364.43 | 375.36 | - | - | - | - | - | - | 241.40 | | |
| 7807 | Pool Costs | - | (425.00) | - | - | - | - | 1,939.62 | 3,381.00 | 1,997.81 | - | - | - | - | - | - | 106.86 | | |
| 7808 | Sand | - | - | - | - | - | - | 275.00 | 275.00 | 283.25 | - | - | - | - | - | - | - | - | |
| 7811 | Signs | - | - | - | - | - | - | 513.00 | 513.00 | 528.39 | - | 35.90 | - | - | - | - | 85.90 | | |
| 7814 | Maintenance | - | - | - | - | - | - | 1,378.20 | 1,378.20 | 1,419.55 | - | - | - | - | - | - | - | - | |
| 7815 | Chidren's Party | - | 146.67 | 9.16 | - | - | 73.61 | 381.69 | 381.69 | 307.89 | - | 83.33 | - | - | - | - | 426.95 | | |
| 7816 | Parking | - | - | - | - | - | - | - | - | - | - | - | - | - | - | - | 2,208.00 | | |
| 7817 | Rowing Parts | - | - | - | - | - | - | - | - | - | - | - | - | - | - | - | - | - | |
| 7818 | Life Jackets | - | - | - | - | - | - | - | 194.05 | - | - | - | - | - | - | - | - | - | |
| 7819 | Duck Feed | - | - | - | - | - | 13.75 | 13.75 | 13.75 | 20.00 | - | - | - | - | 6.65 | - | 13.40 | | |
| 7820 | Activity Recharge | - | 892.50 | - | - | - | - | 2,850.83 | 2,850.83 | 3,150.08 | 1,011.25 | 362.92 | 67.92 | - | - | - | 3,470.43 | | |
| 7821 | Miscellaneous Purchases | - | - | 23.20 | - | - | - | 291.71 | 291.71 | 276.57 | - | - | - | - | - | - | - | - | |
| 7901 | Bank Charges | 406.80 | 261.26 | 238.46 | 236.97 | 236.97 | 236.97 | 3,201.38 | 3,440.83 | 3,534.97 | 546.29 | 305.56 | 248.70 | 236.97 | 236.97 | 236.99 | 3,664.66 | | |
| 8201 | Subscriptions | - | - | - | - | - | - | - | - | - | 90.14 | 90.00 | 90.00 | 60.14 | 60.00 | 60.00 | 1,639.45 | | |
| 8202 | Uniform | - | - | - | - | - | 62.48 | 809.22 | 1,932.23 | 769.14 | - | - | - | 486.91 | 67.75 | 291.86 | 3,282.46 | | |
| 8203 | Training Costs | - | - | - | - | - | 415.00 | 2,218.00 | 2,218.00 | 2,372.09 | - | - | - | - | 280.00 | 270.00 | 2,250.00 | | |
| 8204 | Insurance | - | - | - | - | - | 458.35 | 1,650.35 | 1,650.35 | 1,227.76 | - | - | - | - | - | 458.35 | 458.35 | | |
| 8206 | Coaching | - | - | - | - | - | - | - | - | - | - | - | - | - | - | - | - | - | |
| | | 24,478.27 | 13,079.80 | 13,948.26 | 15,888.06 | 8,036.16 | 10,257.78 | 213,015.08 | 227,440.20 | 266,209.76 | 43,600.77 | 24,551.71 | 10,877.81 | 63,162.23 | 14,357.09 | 124,177.61 | 434,787.92 | | |

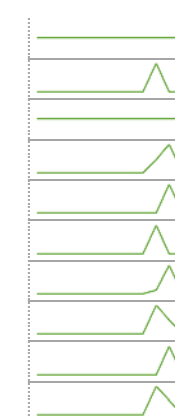
Swanley Town Council: Housing Stock

YTD Summary

| Income | | 2019 / 2020 | | | | | | | | | | | | | |
|--------|----------------------|--------------|--------|--------|--------|--------|--------|--------|--------|--------|--------|--------|----------|--------|-----------|
| | | Budget 19/20 | Apr-19 | May-19 | Jun-19 | Jul-19 | Aug-19 | Sep-19 | Oct-19 | Nov-19 | Dec-19 | Jan-20 | Feb-20 | Mar-20 | YTD 19/20 |
| 4001 | Rent - Housing Stock | 2,200.00 | - | - | - | - | - | - | - | - | - | - | 1,375.00 | - | 1,375.00 |
| | | 2,200.00 | - | - | - | - | - | - | - | - | - | - | - | - | 1,375.00 |



| Expenditure | | 2019 / 2020 | | | | | | | | | | | | | |
|-------------|-------------------------|--------------|--------|--------|--------|--------|--------|--------|--------|--------|--------|----------|----------|--------|-----------|
| | | Budget 19/20 | Apr-19 | May-19 | Jun-19 | Jul-19 | Aug-19 | Sep-19 | Oct-19 | Nov-19 | Dec-19 | Jan-20 | Feb-20 | Mar-20 | YTD 19/20 |
| xxxx | Contingency / Sink Fund | - | - | - | - | - | - | - | - | - | - | - | - | - | - |
| 5020 | Equipment / Machinery | 100.00 | - | - | - | - | - | - | - | - | - | 23.41 | - | - | 23.41 |
| 7106 | Council Tax | 1,300.00 | - | - | - | - | - | - | - | - | - | - | - | - | - |
| 7200 | Electricity | 200.00 | - | - | - | - | - | - | - | - | - | 30.00 | 66.15 | - | 96.15 |
| 7201 | Gas | 200.00 | - | - | - | - | - | - | - | - | - | - | 89.87 | - | 89.87 |
| 7602 | Health & Safety | 350.00 | - | - | - | - | - | - | - | - | - | 80.00 | - | - | 80.00 |
| 7604 | Professional Fees | 2,500.00 | - | - | - | - | - | - | - | - | - | 248.33 | 1,835.00 | - | 2,083.33 |
| 7800 | Repairs & Maintenance | 2,000.00 | - | - | - | - | - | - | - | - | - | 992.32 | 473.66 | - | 1,465.98 |
| 7803 | Property Expenses | 2,000.00 | - | - | - | - | - | - | - | - | - | 10.00 | 1,321.76 | - | 1,331.76 |
| 8204 | Insurance | 2,000.00 | - | - | - | - | - | - | - | - | - | 767.95 | 391.44 | - | 1,159.39 |
| | | 10,650.00 | - | - | - | - | - | - | - | - | - | 2,152.01 | 4,177.88 | - | 6,329.89 |



NB Rental Income commenced in February 2020, and will now be evident each month now Tenants are in place.

Swanley Town Council



Bank Reconciliation: 28 February 2020

| | | | | | |
|-----------------------------|----------------------------|------------------|---------------|---|----------------------------|
| Bank Statement Balance: | Current Account | 306,235.19 | | | |
| | | | | | <u>306,235.19</u> |
| Other Bank & Cash Accounts: | Active Saver | 140.27 | | | |
| | Mayor's Account | 3,734.00 | | | |
| | Recreation Account | 4,595.95 | | | |
| | CCLA | 1,000,059.11 | | | |
| | Alexandra Cash Account | 3,295.75 | | | |
| | Olympic Cash Account | 447.08 | | | |
| | Link Cash Account | - | | | |
| | Civic Cash Account | - | | | |
| | Swanley Park Cash Account | 386.57 | | | |
| | | | | | <u>1,012,658.73</u> |
| | | | | | <u><u>1,318,893.92</u></u> |
| Unpresented Payments: | <u>Date</u> | <u>Ref</u> | <u>Amount</u> | | |
| | | | - | | |
| | | | - | | |
| | | | | - | |
| | | | | | <u>1,318,893.92</u> |
| Unpresented Receipts: | <u>Date</u> | <u>Ref</u> | <u>Amount</u> | | |
| | 28/02/2020 | Alex to Current | 220.30 | | |
| | 28/02/2020 | Alex to Current | 114.50 | | |
| | 28/02/2020 | Oly to Current | 9.60 | | |
| | 28/02/2020 | Civic to Current | 300.00 | | |
| | | | - | | |
| | | | - | | |
| | | | | | <u>644.40</u> |
| | | | | | <u><u>1,319,538.32</u></u> |
| Closing Book Balance: | Current Account | 306,879.59 | | | |
| | Other Bank & Cash Accounts | 1,012,658.73 | | | |
| | | | | | <u>1,319,538.32</u> |
| | | | | | - |

Chairman of Finance Committee

Signature

Date

Responsible Financial Officer

Signature

Date

Swanley Town Council

**Payments Out: February 2020**

| <u>Date</u> | <u>Payee</u> | <u>Description</u> | <u>Payment Method</u> | <u>Ref</u> | <u>Amount</u> |
|-------------|----------------|---------------------------------|-----------------------|------------------------|---------------|
| 03/02/2020 | LEXAUTO | Lex Autolease | Direct Debit | DD/Lex | 411.30 |
| 03/02/2020 | BTGROUP | BT | Direct Debit | DD/BT | 62.90 |
| 03/02/2020 | DVLA | LC13SNK | Direct Debit | DD/DVLA | 22.75 |
| 03/02/2020 | DVLA | CK60UKF | Direct Debit | DD/DVLA | 22.75 |
| 03/02/2020 | Barclays | Commission | Bank Entry | Commission | 190.21 |
| 03/02/2020 | SDC | Council Tax | Same Day Payment | FP/SDC | 293.17 |
| 05/02/2020 | PRESCOTT | Rory Prescott | Same Day Payment | FP/Rory Prescott | 150.00 |
| 05/02/2020 | HILLSPR | Hills Prospect PLC | Same Day Payment | FP/Hills Prospect | 521.20 |
| 05/02/2020 | THAMOLY | Thames Water Utilities Ltd | Same Day Payment | FP/Thames Water | 3,130.00 |
| 05/02/2020 | ALLSTARF | Allstar Business Solutions Ltd | Direct Debit | DD/AllStar | 141.44 |
| 05/02/2020 | Yell | Website | Direct Debit | DD/Yell | 146.79 |
| 05/02/2020 | EMS | EMS | Direct Debit | DD/EMS | 236.99 |
| 06/02/2020 | BR-IT | BR - IT | Same Day Payment | FP/BR-IT | 754.39 |
| 06/02/2020 | DECORATO | Decorators Den Ltd | Same Day Payment | FP/Decorators Den | 473.76 |
| 06/02/2020 | ALSFTIMB | Alsford Timber Ltd | Same Day Payment | FP/Alsford | 561.41 |
| 06/02/2020 | DARPRINT | Darenth Print and Design Ltd | Same Day Payment | FP/Darenth Print | 741.60 |
| 06/02/2020 | HILLSPR | Hills Prospect PLC | Same Day Payment | FP/Hills Prospect | 548.29 |
| 06/02/2020 | CLEAWIPE | Clean Wipes | Same Day Payment | FP/Clean Wipes | 245.77 |
| 06/02/2020 | BGAS8419 | BGas Elec - Alexandra | Direct Debit | DD/BGas | 1,038.92 |
| 06/02/2020 | BGAS8456 | BGas Elec - The Olympic | Direct Debit | DD/BGas | 1,414.75 |
| 06/02/2020 | ELAS | HR Support | Direct Debit | DD/ELAS | 239.76 |
| 07/02/2020 | BGAS8560 | BGas Elec - Swanley Park | Direct Debit | DD/BGas | 477.55 |
| 07/02/2020 | Leisure Insure | Bouncy Castle Insurance | Same Day Payment | FP/Leisure Insure | 458.35 |
| 10/02/2020 | BARCLAYS | Barclays | Direct Debit | DD/Barclays | 43.76 |
| 10/02/2020 | BARCLAYS | Barclays | Direct Debit | DD/Barclays | 121.20 |
| 10/02/2020 | BARCLAYS | Barclays | Direct Debit | DD/Barclays | 77.07 |
| 10/02/2020 | BARCLAYS | Barclays | Direct Debit | DD/Barclays | 59.34 |
| 10/02/2020 | MANN | Mann (Swanley) | Internal Entry | DD/Mann | 111.23 |
| 10/02/2020 | TV Licence | TV Licence | Direct Debit | DD/TV Licence | 13.20 |
| 11/02/2020 | BUCKDAVI | David J Buckett | Same Day Payment | FP/David Buckett | 534.20 |
| 11/02/2020 | Gravesham | Mayor Curry Night | Same Day Payment | FP/Gravesham | 42.00 |
| 12/02/2020 | MARKLUCK | Mark Luck Limited | Same Day Payment | FP/Mark Luck Ltd | 2,664.96 |
| 12/02/2020 | EMERGENC | Emergency Plumbing Services Ltd | Same Day Payment | FP/Emergency Plumbing | 1,005.00 |
| 12/02/2020 | HILLSPR | Hills Prospect PLC | Same Day Payment | FP/Hills Prospect | 1,201.50 |
| 12/02/2020 | KFF100 | Kent Frozen Foods Ltd | Same Day Payment | FP/KFF | 967.74 |
| 12/02/2020 | NORMBUT | Norman's Butchers | Same Day Payment | FP/Normans | 483.39 |
| 12/02/2020 | SOUTH& | South & South East in Bloom | Same Day Payment | FP/Sth & SE in Bloom | 30.00 |
| 12/02/2020 | TCV | TCV | Same Day Payment | FP/TCV | 10.00 |
| 12/02/2020 | THBROWN | T.H.Brown & Sons Ltd | Same Day Payment | FP/TH Brown | 177.35 |
| 12/02/2020 | ZURICH | Zurich Municipal | Same Day Payment | FP/Zurich Municipal | 191.52 |
| 12/02/2020 | OVERLINE | Overline | Direct Debit | DD/Overline | 498.86 |
| 12/02/2020 | ALLSTARF | Allstar Business Solutions Ltd | Direct Debit | DD/All Star | 40.00 |
| 12/02/2020 | HMRC | VAT Payment | Direct Debit | DD/HMRC | 2,614.73 |
| 13/02/2020 | MARSHDO | Marsh Down Ins Brokers | Same Day Payment | FP/Marsh Down | 391.44 |
| 13/02/2020 | Sevenoaks TC | Mayor x 2 | Same Day Payment | FP/Sevenoaks | 56.00 |
| 14/02/2020 | USTIGATE | Ustigate Waterplay | Same Day Payment | FP/Ustigate | 129,225.07 |
| 14/02/2020 | EXPRESS | Express Toilet Hire | Same Day Payment | FP/Express Toilet Hire | 792.00 |
| 14/02/2020 | Payroll | Payroll Mth11 | BACS | Payroll Mth11 | 49,736.03 |
| 14/02/2020 | Payroll | PAYEMth11 | BACS | PAYEMth11 | 26,853.41 |
| 17/02/2020 | SAGE100 | Sage (UK) Ltd | Direct Debit | DD/Sage | 125.95 |
| 17/02/2020 | PWLB | PWLB | Direct Debit | DD/PWLB | 4,695.33 |
| 18/02/2020 | HILLSPR | Hills Prospect PLC | Same Day Payment | FP/Hills Prospect | 764.04 |
| 18/02/2020 | KFF100 | Kent Frozen Foods Ltd | Same Day Payment | FP/KFF | 469.93 |
| 18/02/2020 | 1STACESE | 1st Ace Security Ltd | Same Day Payment | FP/1st Ace Security | 864.00 |
| 18/02/2020 | ARTIPRIN | Artisan Print Services Ltd | Same Day Payment | FP/Artisan Print | 136.80 |
| 18/02/2020 | B&MSUPP | B&M Supplies LTD | Same Day Payment | FP/B&M Supplies | 855.22 |
| 18/02/2020 | BOUNCYCA | M S Lugar | Same Day Payment | FP/BouncyCastle | 225.00 |
| 18/02/2020 | BRENWARD | Brenwards | Same Day Payment | FP/Brenwards | 316.80 |

Monthly Finances (G)

| | | | | | |
|------------|-----------------|------------------------------------|------------------|------------------------|-----------|
| 18/02/2020 | CENTCIRC | Centre Circle Event Management | Same Day Payment | FP/Centre Circle | 168.00 |
| 18/02/2020 | D.BODY | D.Body Ltd | Same Day Payment | FP/D.Body | 420.00 |
| 18/02/2020 | WORKWEAR | Workwear Express Ltd | Same Day Payment | FP/Workwear Express | 128.14 |
| 18/02/2020 | TUDORENV | Tudor Environmental | Same Day Payment | FP/Tudor Environmental | 328.96 |
| 18/02/2020 | KEIRALAN | Alan Keir | Same Day Payment | FP/Alan Keir | 225.00 |
| 18/02/2020 | KROWMARK | Krowmark Ltd | Same Day Payment | FP/Krowmark | 81.30 |
| 18/02/2020 | NIVEKCAT | Nivek Catering Supplies Ltd | Same Day Payment | FP/Nivek | 111.24 |
| 18/02/2020 | EDMUNDSO | Edmundson Electrical Ltd | Same Day Payment | FP/Edmundsons | 56.28 |
| 18/02/2020 | TLCDIREC | TLC Online | Same Day Payment | FP/TLC Online | 80.00 |
| 18/02/2020 | STALBRID | Stalbridge Linen Services | Same Day Payment | FP/Stalbridge | 172.80 |
| 18/02/2020 | TRADEUK | Trade UK Account | Same Day Payment | FP/Trade UK | 484.92 |
| 18/02/2020 | SELCO | Selco Trade Centres Ltd | Same Day Payment | FP/Selco | 41.87 |
| 18/02/2020 | INSIGHT | Insight Systems Ltd | Same Day Payment | FP/Insight | 585.93 |
| 18/02/2020 | GREENBOX | Greenbox Self Storage | Same Day Payment | FP/Greenbox | 296.40 |
| 18/02/2020 | NOTICEB | NoticeBoards | Same Day Payment | FP/Noticeboards | 882.00 |
| 18/02/2020 | CCPAS | CCPAS | Direct Debit | DD/CCPAS | 104.50 |
| 19/02/2020 | EETMOB | EE & T Mobile | Direct Debit | DD/EE | 29.93 |
| 19/02/2020 | ALLSTARF | Allstar Business Solutions Ltd | Direct Debit | DD/All Star | 217.89 |
| 19/02/2020 | DD/SG Equipment | Touch Screens | Direct Debit | DD/SG Equipment | 378.00 |
| 21/02/2020 | COMMUNI | Community Land Use | Same Day Payment | FP/Community Land Use | 600.00 |
| 21/02/2020 | FLEETLIN | Fleet Line Markers Ltd | Same Day Payment | FP/Fleet Line | 52.19 |
| 21/02/2020 | HOTELFO | Hotel Focus | Same Day Payment | FP/Hotel Focus | 76.36 |
| 21/02/2020 | KCC100 | Kent County Council | Same Day Payment | FP/KCC | 657.92 |
| 21/02/2020 | LJONES | Mrs L Jones | Same Day Payment | FP/L Jones | 180.00 |
| 21/02/2020 | OAKLEAF1 | Oakleaf Electrical Contractors Ltd | Same Day Payment | FP/Oakleaf | 662.45 |
| 21/02/2020 | PROVNURS | Provender Nurseries | Same Day Payment | FP/Provender | 82.50 |
| 21/02/2020 | SKILLS | The Skills Network | Same Day Payment | FP/Skills Network | 259.20 |
| 21/02/2020 | SQUIRES | Squires Planning Ltd | Same Day Payment | FP/Squires | 483.00 |
| 21/02/2020 | BGAS8496 | BGas Elec - Oaks Communal | Direct Debit | DD/BGas | 140.73 |
| 24/02/2020 | HOUGH | Carl Hough | Same Day Payment | FP/Carl Hough | 270.00 |
| 24/02/2020 | ALLBRIGH | All Bright | Same Day Payment | FP/All Bright | 4,113.60 |
| 24/02/2020 | CARROLL | Carroll Carpets | Same Day Payment | FP/Carroll Carpets | 1,440.00 |
| 24/02/2020 | DOOR&WIN | The Door & Window Centre Ltd | Same Day Payment | FP/Door & Window | 850.00 |
| 24/02/2020 | DSMILER | Dave Smiler | Same Day Payment | FP/Dave Smiler | 70.00 |
| 24/02/2020 | DYNAMIX | Mr S Gadd | Same Day Payment | FP/Dynamix | 175.00 |
| 24/02/2020 | HOWDENS | Howdens Joinery Co. | Same Day Payment | FP/Howdens | 1,672.76 |
| 24/02/2020 | IMAGRAP | Image Group Ltd | Same Day Payment | FP/Image Group | 1,830.00 |
| 24/02/2020 | LAMP5 | Lamps & Tubes Illuminations Ltd | Same Day Payment | FP/Lamps & Tubes | 2,676.12 |
| 24/02/2020 | PLANDAY | Planday Limited | Same Day Payment | FP/Planday | 144.00 |
| 24/02/2020 | SEVDIST | Sevenoaks District Council | Same Day Payment | FP/SDC | 17,770.24 |
| 24/02/2020 | WPSINS | WPS Ltd | Same Day Payment | FP/WPS | 72.62 |
| 24/02/2020 | XINTEL | XLN Telecom | Direct Debit | DD/XLN | 57.53 |
| 24/02/2020 | BNPPARIB | BNP Paribas Leasing Sols | Direct Debit | DD/BNP Paribas | 318.71 |
| 25/02/2020 | BOC100 | BOC Ltd | Direct Debit | DD/BOC | 110.31 |
| 26/02/2020 | Bexley | A/Tea x 2 | Same Day Payment | FP/Bexley | 50.00 |
| 27/02/2020 | EDF-SWAN | EDF Energy Customers PLC | Same Day Payment | FP/EDF | 93.33 |
| 28/02/2020 | AIMHIRE | Aimhire UK Ltd | Same Day Payment | FP/Aimhire | 51.84 |
| 28/02/2020 | CLEAWIPE | Clean Wipes | Same Day Payment | FP/Clean Wipes | 168.66 |
| 28/02/2020 | ELDIRECT | EL Direct LTD | Same Day Payment | FP/EL Direct | 3,403.20 |
| 28/02/2020 | HILLSPR | Hills Prospect PLC | Same Day Payment | FP/Hills Prospect | 778.50 |
| 28/02/2020 | KALC100 | Kent Association of Local Councils | Same Day Payment | FP/KALC | 144.00 |
| 28/02/2020 | KFF100 | Kent Frozen Foods Ltd | Same Day Payment | FP/KFF | 341.03 |
| 28/02/2020 | MECKADRI | Adrian Mecklenburgh Ltd | Same Day Payment | FP/Mecklenburgh | 78.68 |
| 28/02/2020 | THBROWN | T.H.Brown & Sons Ltd | Same Day Payment | FP/TH Brown | 85.71 |

283,431.47

Summary

| <u>Month</u> | <u>Payment Method</u> | <u>Amount</u> |
|--------------|-------------------------------|-------------------|
| Feb-20 | Cheque | 0.00 |
| | BACS | 76,589.44 |
| | Direct Debit | 13,862.94 |
| | Same Day Payment (Electronic) | 192,677.65 |
| | Internal Entry (Offset) | 111.23 |
| | Bank Entry | 190.21 |
| | | 283,431.47 |

Chairman of Finance Committee

Signature

Date

Responsible Financial Officer

Signature

Date



Swanley Town Council

Aged Creditors: 28 February 2020

| A/C | Name | Balance | Current | Period 1 | Period 2 | Period 3 | Older |
|----------------------------------|---|------------------|------------------|---------------|-----------------|--------------|-------------------|
| ALSFTIMB | Alsford Timber Ltd | 205.79 | 205.79 | - | - | - | - |
| B&MSUPP | B&M Supplies LTD | 240.31 | 240.31 | - | - | - | - |
| BEDFORDR | RTB Management | 1,390.00 | 1,390.00 | - | - | - | - |
| BGAS6000 | BGas Elec - Civic | 550.29 | 550.29 | - | - | - | - |
| BGAS8419 | BGas Elec - Alexandra | 761.18 | 761.18 | - | - | - | - |
| BGAS8456 | BGas Elec - The Olympic | 790.30 | 790.30 | - | - | - | - |
| BGAS8475 | BGas Elec - Tennis Courts | 1,588.29 | 1,588.29 | - | - | - | - |
| BGAS8522 | BGas Elec - Ablutions St Mary's | 557.67 | 557.67 | - | - | - | - |
| BLM | BLM | 379.00 | 379.00 | - | - | - | - |
| BOC100 | BOC Ltd | 369.23 | 369.23 | - | - | - | - |
| CASTL166 | Castle Water Limited | (86.00) | - | 10.42 | 16.46 | 17.01 | (129.89) |
| COMMUNI | Community Land Use | 200.00 | 200.00 | - | - | - | - |
| COMPLETE | Complete Intacare Hygiene Ltd | 130.73 | 130.73 | - | - | - | - |
| D.BODY | D.Body Ltd | 210.00 | 210.00 | - | - | - | - |
| DARPRINT | Darenth Print and Design Ltd | 434.40 | 434.40 | - | - | - | - |
| DECORATO | Decorators Den Ltd | 235.43 | 235.43 | - | - | - | - |
| DOR2DOR | Helm Enterprise Solutions Ltd T/A Dor2D | 500.00 | 500.00 | - | - | - | - |
| ECOSA | Ecological Survey & Assessment | 1,750.00 | 1,750.00 | - | - | - | - |
| EDMUNDSO | Edmundson Electrical Ltd | 192.96 | 192.96 | - | - | - | - |
| ERNEDOE | Ernest Doe & Sons Ltd | 600.18 | 600.18 | - | - | - | - |
| GREENBOX | Greenbox Self Storage | 296.40 | 296.40 | - | - | - | - |
| HILLSPR | Hills Prospect PLC | 773.65 | 773.65 | - | - | - | - |
| HOUGH | Carl Hough | 270.00 | 270.00 | - | - | - | - |
| ISECURE1 | iSecure Ltd | 144.00 | 144.00 | - | - | - | - |
| JPSCLAR | JPS Clarity Limited | 114.00 | - | - | - | - | 114.00 |
| KCC100 | Kent County Council | 648.47 | 648.47 | - | - | - | - |
| KEIRALAN | Alan Keir | 225.00 | 225.00 | - | - | - | - |
| KROWMARK | Krowmark Ltd | 291.33 | 291.33 | - | - | - | - |
| LEXAUTO | Lex Autolease | 723.30 | 723.30 | - | - | - | - |
| LOCKTOOL | Locks 'N' Tools Ltd | 88.37 | 88.37 | - | - | - | - |
| MATTCLAR | Matthew Clark Wholesale Ltd | (111.59) | - | - | - | - | (111.59) |
| PLAYSAF | Playsafety Limited | 900.00 | 900.00 | - | - | - | - |
| PROVNURS | Provender Nurseries | 18.90 | 18.90 | - | - | - | - |
| SHOOTSTR | Shooting Stars Entertainments (Maidstor | 675.00 | 675.00 | - | - | - | - |
| STALBRID | Stalbridge Linen Services | 261.32 | 261.32 | - | - | - | - |
| TLCELEC | T.L.C Direct | 9.72 | 9.72 | - | - | - | - |
| TOTGAS1 | Total Gas & Power (Civic) | 3,675.25 | 3,675.25 | - | - | - | - |
| TOTGAS2 | Total Gas & Power Ltd (Oly) | 3,259.15 | 3,259.15 | - | - | - | - |
| TOTGASP | Total Gas & Power Ltd (Alex) | 3,675.14 | 3,675.14 | - | - | - | - |
| TRADEUK | Trade UK Account | 830.09 | 719.06 | 111.03 | - | - | - |
| TUDORENV | Tudor Environmental | 236.76 | 236.76 | - | - | - | - |
| VEOLIA | Veolia | 7,653.37 | 4,683.51 | - | 2,969.86 | - | - |
| | | 35,657.39 | 32,660.09 | 121.45 | 2,986.32 | 17.01 | (127.48) |
| Aged Creditors: 28 February 2019 | | 20,451.91 | 21,090.30 | 16.71 | 15.63 | 33.91 | (704.64) |



Swanley Town Council

Aged Debtors: 28 February 2020

| A/C | Name | Balance | Current | Period 1 | Period 2 | Period 3 | Older |
|--------------------------------|---------------------------------------|------------------|------------------|-----------------|---------------|-----------------|------------------|
| 50CLUB | 50+ Club | 320.00 | 320.00 | - | - | - | - |
| BEXLEYBC | London Borough of Bexley | 2,985.20 | - | 388.00 | 299.00 | 2,298.20 | - |
| CHOFCHR | Church of Christ | 2,070.00 | 960.00 | - | - | - | - |
| EDUCATIO | The Education People | 1,024.00 | 1,024.00 | - | - | - | - |
| GRACEPL | Grace Place Community Church | 1,370.00 | 1,370.00 | - | - | - | - |
| KCC100 | Kent County Council | 5,499.20 | 5,499.20 | - | - | - | - |
| LAURIEM1 | Lauriem Complete Care Ltd | 130.00 | 130.00 | - | - | - | - |
| LUNTDR | Oaks Surgery | 15.00 | 15.00 | - | - | - | - |
| MEDWAYC | Medway Council | 408.60 | - | 408.60 | - | - | - |
| MULTCARS | Swantax | 825.00 | - | 825.00 | - | - | - |
| OPTIVO | Optivo | 930.00 | 930.00 | - | - | - | - |
| PICALILL | Picalilly's Cafe | 60.00 | 60.00 | - | - | - | - |
| SENCIO | Sencio | 120.00 | 120.00 | - | - | - | - |
| STMARYS | St Mary's CofE Voluntary Aided Primar | 475.00 | 475.00 | - | - | - | - |
| SWANBOX | Swanley Boxing Club | 378.00 | 378.00 | - | - | - | - |
| SWANHIST | Swanley History Group | 140.00 | 140.00 | - | - | - | - |
| SWANSTAF | Swanstaff Recruitment | 2,758.10 | 2,758.10 | - | - | - | - |
| SWANWI | Swanley Evening WI | (49.00) | (49.00) | - | - | - | - |
| SWNBRAIL | Swanley New Barn Railway | 11,678.72 | 11,678.72 | - | - | - | - |
| SWNFC | Swanley FC | 607.76 | 303.88 | - | - | - | - |
| U3A100 | U3A | (140.00) | (140.00) | - | - | - | - |
| VIBEDN10 | Vibe Dance Nights | 945.00 | 945.00 | - | - | - | - |
| WEBUYANY | We Buy Any Car | 1,440.00 | 1,440.00 | - | - | - | - |
| WESTKENT | West Kent Extra | 401.00 | 401.00 | - | - | - | - |
| | | 34,391.58 | 28,758.90 | 1,621.60 | 299.00 | 2,298.20 | - |
| Aged Debtors: 28 February 2020 | | 21,316.37 | 20,082.77 | 1,102.40 | - | 222.00 | (90.80) |

Events ^[1]

| | | |
|-----------|------------------|--------------------|
| JANUARY | January events | 2,578.00 |
| FEBRUARY | February events | |
| MARCH | March events | (5,655.00) |
| APRIL | April events | (3,000.00) |
| MAY | May events | (2,900.00) |
| JUNE | June events | (3,201.00) |
| JULY | July events | (3,420.00) |
| AUGUST | August events | (3,956.00) |
| SEPTEMBER | September events | (2,911.50) |
| OCTOBER | October Events | (300.00) |
| NOVEMBER | November Events | (250.00) |
| DECEMBER | December events | (450.00) |
| | | (23,465.50) |

^[1] Balances will include prepayments for future functions at Alexandra and Olympic

Monthly Finances (H)

Party Functions ^[2]

| | | |
|----------|---------------------|---------------------|
| A80S90S | A - 80s & 90s night | (60.00) |
| ADECADES | A - Decades | (160.00) |
| AMJ | A - Michael Jackson | (60.00) |
| ORATPACK | O - Rat Pack | (1,532.00) |
| | | <u>(1,532.00)</u> |

[2] Balances will include prepayments for future Party Nights at Alexandra and Olympic

The Woodlands Completion Statement

Swanley Town Council

| <u>Ref</u> | <u>Description</u> | <u>Item</u> | <u>£</u> | <u>£</u> | <u>£</u> |
|------------|--------------------------------|--------------------------------|--------------|--------------|--------------|
| 1. | Agreed Sale Price | | | | 4,105,000.00 |
| 2. | Less - Sevenoaks DC Allocation | SDC 25% | 1,026,250.00 | | |
| | | | | 1,026,250.00 | 3,078,750.00 |
| 3. | Less - Redemption of Charge | Kent County Council | 530,000.00 | | |
| | | | | 530,000.00 | 2,548,750.00 |
| 4. | Less - Transfer of Funds | 59 Dale Road | 373,400.00 | | |
| | | 67B Cherry Avenue | 351,800.00 | | |
| | | 26 Springfield Avenue | 289,160.00 | | |
| | | | | 1,014,360.00 | 1,534,390.00 |
| 5. | Less - Transfer of Funds | InfoTrack Property Searches | 399.49 | | |
| | | InfoTrack Property Searches | 323.29 | | |
| | | InfoTrack Property Searches | 277.09 | | |
| | | | | 999.87 | 1,533,390.13 |
| 6. | Less - Transfer of Funds | Legal Costs: Property Purchase | 2,461.01 | | |
| | | Legal Costs: Property Purchase | 2,403.06 | | |
| | | Legal Costs: Property Purchase | 2,348.64 | | |
| | | | | 7,212.71 | 1,526,177.42 |
| 7. | Less - Transfer of Funds | Legal Costs: Property Sale | 5,910.20 | | |
| | | | | 5,910.20 | 1,520,267.22 |
| 8. | Less - Transfer of Funds | Bank Receipt: 21 Jan 2020 | 500,000.00 | | |
| | | Bank Receipt: 27 Jan 2020 | 1,018,159.74 | | |
| | | Bank Receipt: 28 Jan 2020 | 2,107.48 | | |
| | | | | 1,520,267.22 | 0.00 |