

# Swanley Town Council

Civic Centre, St Marys Road, Swanley, Kent, BR8 7BU

Tel: 01322 665855


[www.swanleytowncouncil.gov.uk](http://www.swanleytowncouncil.gov.uk)

## POLICY AND FINANCE

13<sup>th</sup> June 2019

Dear Member

A meeting of the above committee will be held at the Council Chamber, Civic Centre on **Wednesday 19<sup>th</sup> June 2019 from 7:30pm** or at the conclusion of the public participation session.



Mr S Nash  
CEO / Town Clerk

**Committee Members:** (Chair) Cllr M Horwood, (Vice Chair) Cllr V Letchford  
Cllr J Barnes, Cllr P Darrington, Cllr J Domigan,  
Cllr J Griffiths, Cllr A Skipper, Cllr J Tuckfield

### PUBLIC PARTICIPATION

If required, the meeting will be preceded by a public participation period of up to 15 minutes in total at 7:30pm. Members of the public are also entitled to speak, during the meeting, on agenda items only and with express permission from the Chairman / Mayor. Those wishing to speak on an Agenda item must indicate this during Public Participation.

---

### RECORDING (AUDIO AND / OR VIDEO OF COUNCIL MEETINGS AND USE OF SOCIAL MEDIA

During this meeting the public are allowed to record the Committee and Officers from the front of the public seating area only, providing it does not disrupt the meeting. Any items in the exempt Part of an agenda cannot be recorded and no recording device is to be left behind. If another member of the public objects to being recorded, the person(s) recording must stop doing so until that member of the public has finished speaking. The use of social media is permitted, but all members of the public are requested to switch their mobile phone devices to silent for the duration of the meeting.

### MOBILE PHONES

Member of the public are reminded that the use of mobile phones (other than on silent) is prohibited at Town Council and Committee meetings.

## **AGENDA**

### **1. APOLOGIES FOR ABSENCE**

### **2. DECLARATIONS OF INTEREST**

### **3. MINUTES OF THE PREVIOUS MEETING**

To approve as correct the Minutes of the Meeting held on Wednesday 22<sup>nd</sup> May 2019

### **4. TO RECEIVE MONTHLY FINANCES**

- a. Civic Income and Expenditure
- b. Alexandra Suite Income and Expenditure
- c. Olympic Income and Expenditure
- d. Swanley Park Income and Expenditure
- e. Bank Reconciliation
- f. Payments Out
- g. Debtors and Creditors

**Date of next meeting – 17<sup>th</sup> July 2019**

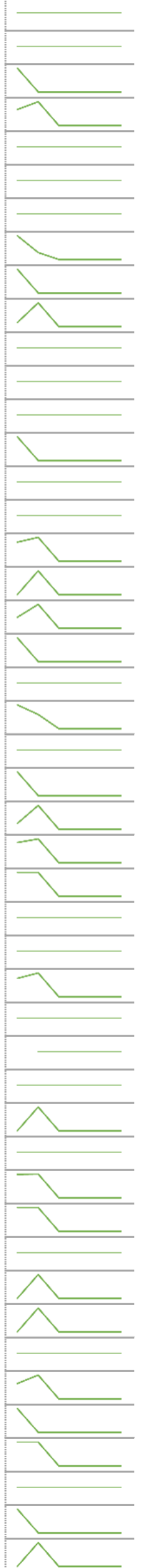
If you would like further information on any of the agenda items, please contact Mr Steve Nash, on 01322 611663 or [snash@swanleytowncouncil.gov.uk](mailto:snash@swanleytowncouncil.gov.uk)

Swanley Town Council: Civic Centre

YTD Summary

Expenditure		2018 / 2019							
		Apr-18	May-18	Jun-18	Jul-18	Aug-18	Sep-18	YTD 18/19	Actual 18/19
5000	Street Lighting	-	-	-	-	-	-	-	66.47
5001	Bar Purchases	-	-	42.03	-	-	-	-	42.03
5002	Catering Purchases	24.85	41.40	62.42	15.99	-	231.10	66.25	1,006.57
5007	Brown Bags	2,600.00	2,700.00	3,712.50	1,012.50	337.50	3,037.50	5,300.00	17,450.00
5008	Seeds	-	351.60	-	-	-	-	351.60	351.60
5010	Sporting Equipment Purchases	-	10.10	-	-	120.00	48.00	10.10	925.68
5011	Licenses	92.60	-	75.00	92.60	117.00	150.50	92.60	775.70
5020	Equipment / Machinery	1,212.32	1,612.25	416.08	355.39	2,561.81	1,299.31	2,824.57	14,849.91
5021	Equipment / Machinery Rep	527.89	467.72	307.05	-	1,195.20	1,774.59	995.61	5,159.07
5030	Horticulture	-	137.89	143.63	12.50	-	-	137.89	451.73
5032	1812 Event	1,675.00	-	1,200.00	350.00	13,408.86	1,568.33	1,675.00	18,215.66
5034	Firework Night	211.20	-	-	-	-	-	211.20	4,656.23
5035	Remembrance Day	-	-	-	-	-	-	-	187.50
5036	Swanley in Bloom	-	380.20	14,783.00	1,322.40	-	-	380.20	16,702.10
5037	Xmas Day Party	-	-	-	-	-	-	-	507.68
5038	Christmas Lights	1,558.75	-	-	-	-	-	1,558.75	27,614.57
5039	Senior Passport to Leisure	620.00	1,650.75	1,095.00	-	-	1,305.00	2,270.75	10,175.68
5040	Mayor at Home	-	35.00	-	-	-	-	35.00	376.76
5041	Armed Forces Day	-	-	200.00	1,787.33	-	-	-	1,987.33
5042	St George's Day	300.00	100.00	-	-	-	-	400.00	884.90
5043	Silent Soldier	-	-	-	-	-	873.00	-	10,164.56
5045	Function Expenditure	-	-	-	-	-	-	-	1,315.00
5046	Outdoor Event	-	-	-	-	-	-	-	350.00
6200	Website, Social Media and Marketing	599.00	160.00	35.00	80.00	80.00	80.00	759.00	1,725.00
6201	Advertising	90.00	450.00	1,034.67	599.91	310.00	122.40	540.00	4,796.57
7000	Salaries	39,251.89	38,524.05	36,933.56	37,342.15	35,050.11	36,540.41	77,775.94	440,623.07
7001	Pension	4,940.50	5,253.62	5,047.48	5,074.49	4,627.67	4,589.02	10,194.12	55,898.10
7004	Wages - Casual	-	-	-	-	-	-	-	-
7005	Link Salaries	-	-	-	-	-	-	-	-
7006	Employers N.I.	3,578.07	3,436.38	3,275.98	3,312.16	3,197.17	3,214.07	7,014.45	38,146.29
7008	Recruitment Expenses	-	-	-	-	-	-	-	-
7012	Security Staffing	-	-	-	-	-	-	-	228.00
7097	Staff Suggestion Scheme	-	-	-	-	-	-	-	-
7099	Staff Expenses	280.74	43.20	18.45	33.14	139.03	-	323.94	785.08
7100	Rent for Link	-	-	-	-	-	-	-	1,443.98
7102	Water Rates	212.71	199.59	169.24	178.37	28.57	146.90	412.30	2,873.38
7103	General Rates	5,854.30	5,851.00	5,851.00	5,472.27	5,471.54	5,472.27	11,705.30	59,651.38
7105	Recycling - Waste Collection	-	-	-	-	-	-	-	-
7200	Electricity	340.90	2,257.10	187.56	104.66	1,717.47	-	2,598.00	8,679.16
7201	Gas	-	1,919.69	-	-	115.87	-	1,919.69	4,478.83
7202	Oil	-	-	-	-	-	-	-	-
7300	Vehicle Fuel	238.00	697.81	134.84	148.02	93.81	1,079.98	935.81	3,724.78
7301	Vehicle Repairs and Servicing	-	-	-	-	1,645.51	-	-	2,448.50
7302	Vehicle Licences	42.00	42.00	21.93	21.87	21.87	21.87	84.00	302.76
7303	Vehicle Insurance	-	-	-	-	-	2,483.40	-	2,483.40
7304	Miscellaneous Motor Expenses	366.66	-	220.99	-	-	-	366.66	1,350.58
7305	Congestion Charges	-	-	-	-	-	-	-	-

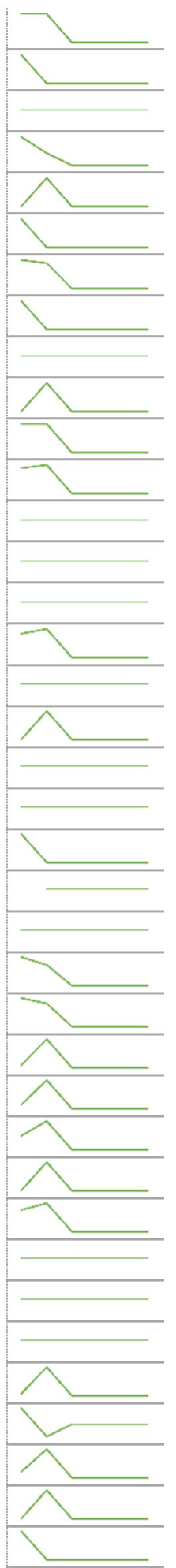
2019 / 2020							
Budget 19/20	Apr-19	May-19	Jun-19	Jul-19	Aug-19	Sep-19	YTD 19/20
-	-	-	-	-	-	-	66.47
-	-	-	-	-	-	-	-
1,000.00	100.00	-	-	-	-	-	100.00
16,500.00	1,400.00	2,100.00	-	-	-	-	3,500.00
350.00	-	-	-	-	-	-	-
250.00	-	-	-	-	-	-	-
800.00	-	-	-	-	-	-	-
47,000.00	30,221.64	8,750.00	-	-	-	-	38,971.64
9,500.00	207.33	-	-	-	-	-	207.33
300.00	11.25	66.67	-	-	-	-	77.92
17,000.00	-	-	-	-	-	-	-
5,300.00	-	-	-	-	-	-	-
100.00	-	-	-	-	-	-	-
16,800.00	265.00	-	-	-	-	-	265.00
500.00	-	-	-	-	-	-	-
15,000.00	-	-	-	-	-	-	-
8,300.00	395.00	495.00	-	-	-	-	890.00
300.00	-	100.00	-	-	-	-	100.00
2,600.00	350.00	771.00	-	-	-	-	1,121.00
800.00	2,006.25	-	-	-	-	-	2,006.25
-	-	-	-	-	-	-	-
500.00	487.50	291.67	-	-	-	-	779.17
350.00	-	-	-	-	-	-	-
2,500.00	80.00	-	-	-	-	-	80.00
5,500.00	106.87	449.30	-	-	-	-	556.17
410,000.00	35,809.92	42,265.28	-	-	-	-	78,075.20
51,000.00	4,443.87	4,454.10	-	-	-	-	8,897.97
-	-	-	-	-	-	-	-
-	-	-	-	-	-	-	-
34,800.00	3,168.59	4,124.03	-	-	-	-	7,292.62
-	-	-	-	-	-	-	-
-	-	-	-	-	-	-	-
550.00	-	51.54	-	-	-	-	51.54
1,076.00	-	-	-	-	-	-	-
3,000.00	247.96	251.93	-	-	-	-	499.89
61,400.00	6,140.34	6,146.38	-	-	-	-	12,286.72
-	-	-	-	-	-	-	-
10,000.00	21.36	1,777.74	-	-	-	-	1,799.10
3,300.00	-	1,997.99	-	-	-	-	1,997.99
-	-	-	-	-	-	-	-
3,400.00	246.73	385.99	-	-	-	-	632.72
2,000.00	87.50	-	-	-	-	-	87.50
303.00	21.87	21.87	-	-	-	-	43.74
2,550.00	-	-	-	-	-	-	-
600.00	543.29	-	-	-	-	-	543.29
-	-	11.00	-	-	-	-	11.00



Monthly Finances (A)

Code	Description	Apr-18	May-18	Jun-18	Jul-18	Aug-18	Sep-18	YTD 18/19	Actual 18/19
7307	Vehicle Leasing	685.50	342.75	342.75	342.75	342.75	342.75	1,028.25	4,455.75
7500	Printing	-	-	-	732.49	399.00	-	-	1,795.74
7501	Postage and Carriage	-	-	1,000.00	-	-	-	-	2,132.00
7502	Office Stationery	686.90	341.85	469.76	878.55	246.13	187.46	1,028.75	4,514.41
7503	Publications	-	50.00	-	-	-	62.50	50.00	112.50
7505	Town Crier Printing Costs	-	-	1,475.00	-	1,475.00	-	-	4,425.00
7506	Distribution Costs	320.83	416.67	-	-	306.25	604.17	737.50	2,064.59
7507	Business & ID Cards	109.40	-	46.00	-	30.00	20.00	109.40	265.40
7508	Questionnaire / Survey	-	-	-	-	800.00	-	-	1,060.00
7509	Name Badges	-	-	-	-	-	-	-	224.00
7550	Telephone and Broadband	417.05	424.95	932.54	412.23	417.37	433.93	842.00	4,961.22
7552	Computers & Software	1,709.38	587.03	651.66	400.95	348.75	364.91	2,296.41	6,983.88
7600	Legal Fees	5,687.50	-	-	-	-	-	5,687.50	5,687.50
7601	Audit Fees	-	-	534.20	-	-	2,000.00	-	3,068.40
7602	Health & Safety Fees	-	2,390.64	146.10	-	-	-	2,390.64	5,215.49
7603	Consultancy Fees	-	-	1,583.00	439.70	199.80	199.80	-	6,011.10
7604	Professional Fees	-	-	-	-	-	-	-	3,026.00
7605	Mayoral Allowance	-	-	-	230.00	348.90	420.00	-	2,340.91
7606	Councillors' Reimbursement	-	-	-	37.80	102.60	-	-	140.40
7607	Electoral Costs	-	-	-	-	-	-	-	-
7608	Mayoral Payments	-	-	-	-	-	-	-	-
7700	Equipment Hire	-	-	-	-	-	-	-	1,718.10
7701	Office Machine Maintenance	-	128.71	-	-	-	-	128.71	128.71
7702	Equipment Leasing	1,827.58	1,091.98	863.68	1,787.58	1,091.98	863.68	2,919.56	16,824.37
7800	Repairs and Renewals	2,884.09	1,737.17	114.96	172.79	159.54	-	4,621.26	7,166.68
7801	Cleaning	249.74	72.60	42.40	206.85	142.70	240.75	322.34	2,055.50
7803	Premises Expenses	4,262.73	1,797.97	8,378.88	5,553.21	1,389.52	798.69	6,060.70	42,925.67
7811	Signs	-	-	350.00	183.08	100.00	63.43	-	2,284.51
7821	Miscellaneous Purchases	-	-	558.99	45.00	43.95	-	-	647.94
7901	Bank Charges	416.51	37.40	324.92	233.99	249.65	340.24	453.91	4,788.28
7903	Loan Interest Paid	-	-	-	-	4,695.33	-	-	9,390.66
8100	Bad Debt Write Off	547.00	-	1,891.62	-	-	-	547.00	2,438.62
8200	Donations	500.00	-	1,000.00	400.00	-	-	500.00	2,961.90
8201	Subscriptions	56.25	195.00	1,275.00	37.99	65.00	207.49	251.25	2,683.59
8202	Uniforms	177.72	-	205.61	23.73	52.19	93.33	177.72	1,434.93
8203	Training Costs	623.00	60.00	642.50	126.00	375.00	350.00	683.00	4,298.83
8204	Insurance	-	19,979.98	-	2,920.07	378.69	-	19,979.98	23,470.26
8205	Entertainment	-	-	-	-	-	-	-	600.00
		85,778.56	95,976.05	97,796.98	72,480.51	83,999.09	71,630.78	181,754.61	948,158.43

Budget 19/20	Apr-19	May-19	Jun-19	Jul-19	Aug-19	Sep-19	YTD 19/20
4,113.00	342.75	342.75	-	-	-	-	685.50
2,500.00	334.06	-	-	-	-	-	334.06
1,300.00	-	-	-	-	-	-	-
3,500.00	498.01	214.77	-	-	-	-	712.78
115.00	-	125.00	-	-	-	-	125.00
6,100.00	1,500.00	-	-	-	-	-	1,500.00
3,000.00	416.67	367.50	-	-	-	-	784.17
240.00	122.00	-	-	-	-	-	122.00
-	-	-	-	-	-	-	-
-	-	9.50	-	-	-	-	9.50
5,700.00	196.50	198.72	-	-	-	-	395.22
6,700.00	447.27	506.69	-	-	-	-	953.96
2,000.00	-	-	-	-	-	-	-
3,200.00	-	-	-	-	-	-	-
2,650.00	-	-	-	-	-	-	-
3,700.00	999.80	1,199.80	-	-	-	-	2,199.60
4,350.00	-	-	-	-	-	-	-
3,000.00	-	125.00	-	-	-	-	125.00
-	-	-	-	-	-	-	-
13,000.00	-	-	-	-	-	-	-
-	1,756.00	-	-	-	-	-	1,756.00
-	-	-	-	-	-	-	-
-	-	-	-	-	-	-	-
12,500.00	1,335.60	960.00	-	-	-	-	2,295.60
8,500.00	1,339.31	1,075.81	-	-	-	-	2,415.12
3,000.00	21.70	276.70	-	-	-	-	298.40
68,000.00	2,907.56	23,284.68	-	-	-	-	26,192.24
725.00	95.00	195.00	-	-	-	-	290.00
-	-	13.50	-	-	-	-	13.50
3,200.00	222.21	291.51	-	-	-	-	513.72
9,390.66	-	-	-	-	-	-	-
-	-	-	-	-	-	-	-
3,000.00	-	-	-	-	-	-	-
2,800.00	27.99	392.99	-	-	-	-	420.98
1,500.00	245.42	( 190.42 )	-	-	-	-	55.00
3,100.00	366.00	1,826.68	-	-	-	-	2,192.68
23,500.00	-	2,174.72	-	-	-	-	2,174.72
-	70.00	-	-	-	-	-	70.00
939,612.66	99,606.12	107,902.39	-	-	-	-	207,574.98



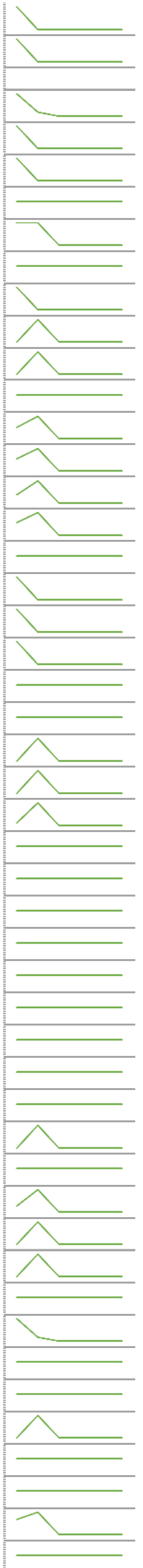
Swanley Town Council: Civic Centre

YTD Summary

Income


Code	Description	2018 / 2019							Actual 18/19
		Apr-18	May-18	Jun-18	Jul-18	Aug-18	Sep-18	YTD 18/19	
4000	Precept	280,461.00	-	-	-	-	280,461.00	280,461.00	560,922.00
4033	Community Infrastructure Levy	-	-	-	-	-	-	-	416.66
4004	Rent - Station Road: Micro Brewery	-	-	-	1,500.00	-	-	-	3,929.17
4005	Rent - Oaks Clinic	49,868.92	-	-	9,890.00	-	-	49,868.92	79,538.92
4009	Rent - 10 Station Road: Taxi	687.50	-	-	687.50	-	-	687.50	2,750.00
4011	Rent - Pedham Farm	-	-	-	925.00	-	-	-	1,850.00
4016	Rent - Civic Centre	1,500.00	1,500.00	1,500.00	1,500.00	1,500.00	1,500.00	3,000.00	18,251.66
4019	Mayor's Charity Income	116.66	-	195.00	30.00	110.00	1,237.47	116.66	4,622.35
4020	Allotments	-	-	-	-	11.67	-	-	586.67
4021	Dog Bin Emptying	390.00	-	-	-	-	-	390.00	390.00
4022	Solar Panel Income	1,748.27	-	-	3,295.46	-	-	1,748.27	8,347.83
4023	Urban Maintenance	-	-	-	-	-	-	-	3,642.55
4024	Seeds	-	14.85	65.18	29.71	19.81	11.56	14.85	218.71
4025	Black Refuse Bags	530.00	258.75	268.75	365.00	497.50	571.25	788.75	4,365.41
4026	White Refuse Bags	161.66	90.00	47.08	84.17	185.43	161.67	251.66	1,400.41
4027	Brown Refuse Bags	1,569.83	2,084.33	2,744.42	1,340.08	1,435.67	1,699.67	3,654.16	14,526.34
4028	Photocopying	-	-	-	-	-	-	-	-
4029	Radar Keys	-	5.00	2.50	-	2.50	2.50	5.00	25.00
4030	SDC Link Service Contract	-	28,064.00	-	-	-	-	28,064.00	28,064.00
4031	KCC Link Salaries Recharge	13,824.77	-	-	15,959.32	-	-	13,824.77	59,568.17
4032	1812 Event	-	16.67	203.34	175.00	1,154.57	-	16.67	1,549.58
4034	Firework Night	-	-	-	-	-	-	-	1,510.83
4035	St George's Day	-	-	-	-	-	-	-	-
4036	Markets	( 483.34 )	8.33	500.00	-	41.67	-	( 475.01 )	566.66
4037	Armed Forces Day	-	99.99	125.01	58.33	2,852.50	8.33	99.99	3,256.65
4038	Silent Soldier	-	-	-	-	10,533.34	-	-	11,533.34
4039	Christmas Lights	-	-	-	-	-	5,000.00	-	6,334.49
4040	Xmas Day Lunch	-	-	-	-	-	-	-	442.46
4041	Mugs	-	-	-	-	-	-	-	5.83
4130	Party Function Revenue	-	-	-	-	-	-	-	-
4204	Service Recharge - Bungalow	-	-	-	-	-	-	-	-
4205	Recharge - The Woodlands	-	-	-	-	-	-	-	-
4206	Recharge - Civic Centre	-	100.00	-	515.00	5,656.82	-	100.00	6,321.82
4208	Service Recharge - SDC	-	-	-	-	-	-	-	1,250.00
4500	Senior Passport to Leisure Revenue	99.83	1,011.13	760.76	30.38	-	2,407.08	1,110.96	11,314.18
4600	Outdoor Event Revenue	-	-	-	-	-	-	-	116.67
4605	Court Lettings	9.40	1,400.91	35.40	179.35	108.79	1,689.76	1,410.31	5,990.10
4606	Changing Rooms	-	234.30	-	23.10	117.15	117.15	234.30	726.00
4607	Floodlight Revenue	44.00	389.33	-	10.66	10.66	607.10	433.33	1,661.75
4608	Football Pitches	58.25	113.90	-	-	646.88	522.50	172.15	3,099.67
4710	Car Parking	-	-	-	-	-	-	-	533.40
4711	General Income	-	-	-	-	-	-	-	1,807.92
4800	Town Crier Advertising Revenue	-	-	50.00	-	-	-	-	133.33
4805	Swanley in Bloom - Sponsorship	2,302.18	7,659.17	500.00	-	-	-	9,961.35	13,049.36
4810	Sponsorship - General	-	4,497.00	-	-	-	-	4,497.00	4,497.00
4900	Investment Income	-	-	-	-	-	-	-	0.30
4902	Commissions Received	83.96	67.70	115.02	78.64	83.52	120.19	151.66	2,250.79
4903	Insurance Claims	12,189.00	-	-	-	1,224.92	-	12,189.00	14,860.92

Budget 19/20	2019 / 2020						YTD 19/20
	Apr-19	May-19	Jun-19	Jul-19	Aug-19	Sep-19	
590,600.00	295,300.00	-	-	-	-	-	295,300.00
-	26,669.92	-	-	-	-	-	26,669.92
4,800.00	2,291.67	416.67	-	-	-	-	2,708.34
79,538.92	49,890.00	-	-	-	-	-	49,890.00
2,750.00	687.50	-	-	-	-	-	687.50
1,850.00	-	-	-	-	-	-	-
18,000.00	1,532.00	1,532.00	-	-	-	-	3,064.00
-	-	-	-	-	-	-	-
550.00	50.00	-	-	-	-	-	50.00
390.00	-	390.00	-	-	-	-	390.00
8,500.00	-	1,628.70	-	-	-	-	1,628.70
7,284.55	-	-	-	-	-	-	-
200.00	15.68	31.36	-	-	-	-	47.04
4,700.00	265.00	486.25	-	-	-	-	751.25
1,420.00	53.75	141.25	-	-	-	-	195.00
13,800.00	1,239.42	2,206.50	-	-	-	-	3,445.92
-	-	-	-	-	-	-	-
15.00	2.50	-	-	-	-	-	2.50
28,064.00	14,032.00	-	-	-	-	-	14,032.00
61,355.22	15,751.60	-	-	-	-	-	15,751.60
1,600.00	-	-	-	-	-	-	-
1,500.00	-	-	-	-	-	-	-
100.00	-	25.00	-	-	-	-	25.00
100.00	-	41.67	-	-	-	-	41.67
-	25.00	200.01	-	-	-	-	225.01
-	-	-	-	-	-	-	-
7,000.00	-	-	-	-	-	-	-
-	-	-	-	-	-	-	-
-	-	-	-	-	-	-	-
-	-	-	-	-	-	-	-
-	-	-	-	-	-	-	-
-	-	-	-	-	-	-	-
10,500.00	-	2,368.33	-	-	-	-	2,368.33
800.00	-	-	-	-	-	-	-
5,500.00	110.70	393.74	-	-	-	-	504.44
650.00	-	123.00	-	-	-	-	123.00
1,700.00	-	210.00	-	-	-	-	210.00
3,000.00	-	-	-	-	-	-	-
-	400.04	66.68	-	-	-	-	466.72
-	-	-	-	-	-	-	-
250.00	-	-	-	-	-	-	-
10,500.00	62.50	7,365.00	-	-	-	-	7,427.50
-	-	-	-	-	-	-	-
-	-	-	-	-	-	-	-
1,100.00	56.98	84.70	-	-	-	-	141.68
-	-	-	-	-	-	-	-



Monthly Finances (A)

<u>Code</u>	<u>Description</u>	<u>Apr-18</u>	<u>May-18</u>	<u>Jun-18</u>	<u>Jul-18</u>	<u>Aug-18</u>	<u>Sep-18</u>	<u>YTD 18/19</u>	<u>Actual 18/19</u>	<u>Budget 19/20</u>	<u>Apr-19</u>	<u>May-19</u>	<u>Jun-19</u>	<u>Jul-19</u>	<u>Aug-19</u>	<u>Sep-19</u>	<u>YTD 19/20</u>
4904	Bank Refund	-	-	-	-	-	-	-	-	-	-	-	-	-	-	-	-
4998	Sale of Goods	-	-	140.83	-	-	-	-	140.83	-	-	-	-	-	-	-	-
4999	Other Income	0.02	-	-	-	-	-	0.02	1,271.82	-	-	-	-	-	-	-	-
		84,700.91	47,615.36	7,253.29	36,676.70	26,193.40	15,656.23	<b>412,777.27</b>	<b>887,641.55</b>	<b>877,117.69</b>	113,136.26	17,710.86	-	-	-	-	<b>426,147.12</b>



▲ ▼



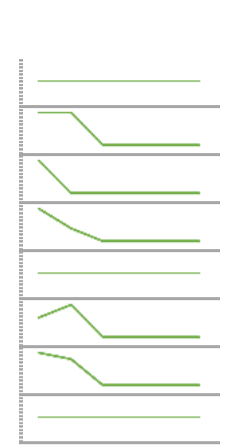




Monthly Finances (C)

Code	Description	Apr-18	May-18	Jun-18	Jul-18	Aug-18	Sep-18	YTD 18/19	Actual 18/19
7700	Equipment Hire	-	-	-	-	-	-	-	-
7702	Equipment Leasing	315.00	315.00	315.00	315.00	315.00	315.00	630.00	3,780.00
7800	Repairs and Renewals	370.74	775.25	-	-	-	-	1,145.99	1,252.99
7801	Cleaning	59.73	196.23	-	80.00	119.47	101.90	255.96	1,068.77
7802	Laundry	165.74	397.02	196.74	132.00	134.28	165.50	562.76	1,395.10
7803	Premises Expenses	735.26	2,280.73	110.00	3,844.88	550.00	731.70	3,015.99	9,283.69
7901	Bank Charges	114.48	156.88	140.47	161.75	244.71	140.48	271.36	1,783.56
8201	Subscriptions	-	-	-	-	-	-	-	-
		16,881.78	22,161.70	19,859.54	22,116.42	17,680.29	16,086.60	39,043.48	187,799.24

Budget 19/20	Apr-19	May-19	Jun-19	Jul-19	Aug-19	Sep-19	YTD 19/20
-	-	-	-	-	-	-	-
3,893.40	315.00	315.00	-	-	-	-	630.00
1,200.00	180.00	-	-	-	-	-	180.00
3,300.00	145.41	58.10	-	-	-	-	203.51
1,650.00	-	-	-	-	-	-	-
15,000.00	1,745.00	2,902.80	-	-	-	-	4,647.80
2,000.00	150.68	121.28	-	-	-	-	271.96
1,000.00	-	-	-	-	-	-	-
189,617.61	13,780.70	16,949.01	-	-	-	-	30,729.71



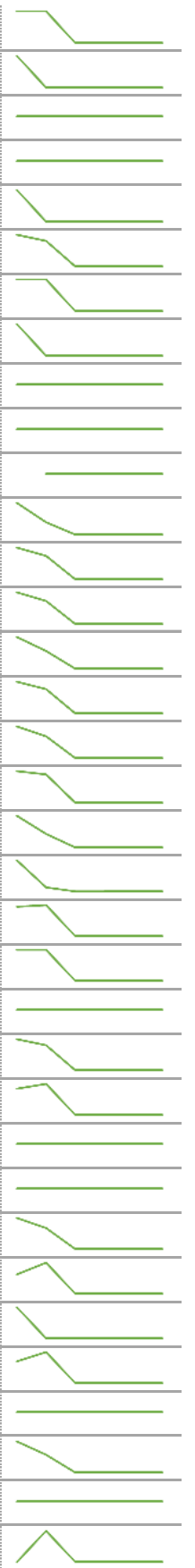
Swanley Town Council: Swanley Park

YTD Summary

**Income**

Code	Description	2018 / 2019							Actual 18/19
		Apr-18	May-18	Jun-18	Jul-18	Aug-18	Sep-18	YTD 18/19	
4002	Rent - Swanley Athletics Club	-	-	-	-	-	-	-	500.00
4006	Rent - Cafe in the Park	8,000.00	-	13,000.00	-	13,000.00	-	8,000.00	34,000.00
4007	Rent - Swanley Park	-	-	-	-	-	-	-	900.18
4008	Rent - Swanley New Barn Railway	-	-	-	-	-	-	-	21,031.53
4010	Rent - Ice Cream Van	5,000.00	-	5,000.00	-	5,416.67	-	5,000.00	15,416.67
4014	Rent - Great Outdoors	-	-	-	-	-	-	-	749.97
4017	Rent - Swanley Park RFC	312.64	312.64	312.64	312.64	312.64	312.64	625.28	3,751.66
4032	1812 Event	-	-	-	-	-	-	-	566.68
4201	Service Recharge: Café in the Park	1,666.67	-	-	1,365.43	-	1,143.49	1,666.67	4,342.26
4204	Service Recharge: Bungalow	-	-	-	-	-	-	-	-
4207	Service Recharge: SNBR	-	-	-	-	-	-	-	644.75
4600	Outdoor Event Revenue	1,362.00	625.00	1,593.50	-	3,126.62	195.83	1,987.00	6,969.62
4700	Rowing	798.34	1,761.66	1,085.83	1,779.97	1,609.15	454.16	2,560.00	7,825.77
4701	Pedalos	3,997.51	6,676.57	5,266.25	7,082.55	9,016.57	2,276.26	10,674.08	37,924.49
4702	Canoeing	473.76	830.83	505.83	899.16	775.00	138.34	1,304.59	3,745.42
4703	Golf	919.19	1,396.68	1,199.18	1,452.52	1,614.16	420.83	2,315.87	7,979.24
4704	Tree Trek	415.83	959.65	549.99	699.99	1,501.63	227.50	1,375.48	4,354.59
4705	Hand Boats	425.42	783.40	864.57	1,077.58	1,356.42	343.32	1,208.82	5,004.04
4706	Dino Karts	449.16	344.15	686.65	710.01	1,113.35	301.66	793.31	4,261.64
4707	Deck Chairs	82.08	130.00	186.65	339.16	371.66	51.66	212.08	1,161.21
4708	Bouncy Castle	2,253.71	2,181.09	1,868.65	1,902.94	2,179.58	527.08	4,434.80	12,620.12
4710	Car Parking	6,300.08	9,193.53	7,737.07	11,680.90	14,476.20	2,841.68	15,493.61	52,229.46
4712	Wrist Bands	93.33	74.17	73.34	483.33	-	-	167.50	724.17
4713	Duck Feed	44.14	72.24	130.01	92.79	111.05	60.85	116.38	617.40
4714	Battery Bikes	-	325.01	898.36	1,221.68	1,247.50	514.17	325.01	4,480.06
4715	Balloons	-	-	20.00	10.00	35.00	-	-	65.00
4716	Water Creatures	-	-	5.84	-	3.33	-	-	9.17
4717	Candy Floss	-	-	-	144.19	93.35	50.00	-	304.21
4718	JCB Digger	-	-	-	218.33	464.34	185.82	-	991.80
4719	Reptiles	-	-	-	-	59.17	10.00	-	69.17
4720	Nerf / Survival Parties	-	-	-	170.83	25.00	-	-	1,320.82
4721	Children's Party - Survival	774.16	579.99	216.66	660.01	333.33	449.99	1,354.15	3,534.97
4723	The Plunge Water Slide	-	-	-	-	-	-	-	-
4810	Sponsorship - General	283.33	-	-	-	-	-	283.33	5,783.33
4997	Sale of Goods	-	-	-	-	-	-	-	3,416.67
		33,651.35	26,246.61	41,201.02	32,304.01	58,241.72	10,505.28	59,897.96	247,296.07

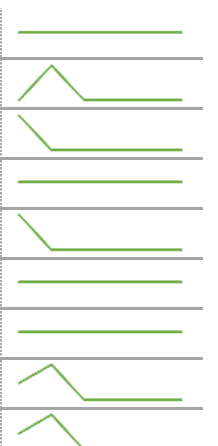
Budget 19/20	2019 / 2020						YTD 19/20
	Apr-19	May-19	Jun-19	Jul-19	Aug-19	Sep-19	
-	100.00	100.00	-	-	-	-	200.00
34,500.00	8,500.00	-	-	-	-	-	8,500.00
-	-	-	-	-	-	-	-
11,631.53	-	-	-	-	-	-	-
15,900.00	5,000.00	-	-	-	-	-	5,000.00
-	416.65	333.32	-	-	-	-	749.97
3,751.68	312.64	312.64	-	-	-	-	625.28
-	66.66	-	-	-	-	-	66.66
4,630.46	-	-	-	-	-	-	-
-	-	-	-	-	-	-	-
-	-	-	-	-	-	-	-
7,110.04	1,335.75	515.41	-	-	-	-	1,851.16
8,023.64	969.17	711.26	-	-	-	-	1,680.43
36,032.28	6,126.69	4,423.76	-	-	-	-	10,550.45
3,814.01	293.33	162.50	-	-	-	-	455.83
7,491.60	927.08	704.15	-	-	-	-	1,631.23
4,485.23	1,174.17	812.50	-	-	-	-	1,986.67
5,154.16	388.33	346.65	-	-	-	-	734.98
3,912.27	450.02	195.00	-	-	-	-	645.02
1,196.05	130.01	16.66	-	-	-	-	146.67
11,631.40	1,250.01	1,333.35	-	-	-	-	2,583.36
53,796.34	8,773.50	8,703.75	-	-	-	-	17,477.25
745.90	-	-	-	-	-	-	-
551.72	86.80	69.18	-	-	-	-	155.98
4,614.46	586.69	699.17	-	-	-	-	1,285.86
66.95	-	-	-	-	-	-	-
9.45	-	-	-	-	-	-	-
313.34	50.01	33.34	-	-	-	-	83.35
1,021.55	206.26	332.48	-	-	-	-	538.74
71.25	47.50	-	-	-	-	-	47.50
3,898.50	635.41	906.24	-	-	-	-	1,541.65
-	-	-	-	-	-	-	-
-	1,891.66	1,083.33	-	-	-	-	2,974.99
-	-	-	-	-	-	-	-
-	-	583.33	-	-	-	-	583.33
<b>224,353.81</b>	39,718.34	22,378.02	-	-	-	-	<b>62,096.36</b>



**Expenditure**

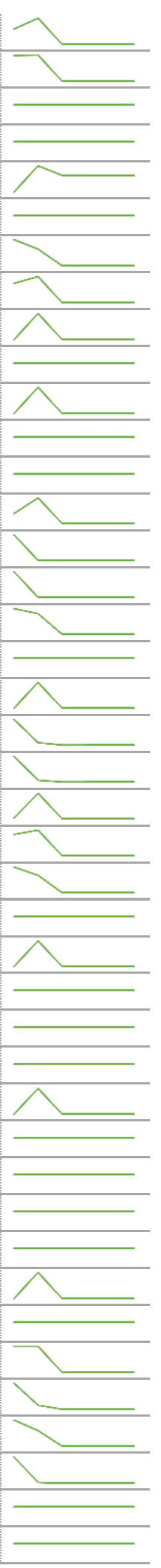
Code	Description	2018 / 2019							Actual 18/19
		Apr-18	May-18	Jun-18	Jul-18	Aug-18	Sep-18	YTD 18/19	
5002	Catering Purchases	-	-	-	9.56	-	-	-	9.56
5010	Sporting Equipment Purchases	-	-	28.30	100.20	-	-	-	449.63
5020	Equipment / Machinery	2,897.50	166.67	382.49	1,098.37	-	114.91	3,064.17	4,659.94
5021	Equipment / Machinery Repairs	-	-	982.40	280.44	-	-	-	1,954.94
5030	Horticulture	183.33	-	-	597.50	-	-	183.33	1,205.83
5045	Function Expenditure	-	-	-	-	-	-	-	-
5046	Outdoor Event	-	-	-	-	1,021.08	294.00	-	1,315.08
6201	Advertising	-	108.00	175.00	-	-	-	108.00	283.00
7000	Salaries	7,002.44	13,422.37	16,356.26	14,373.23	18,129.27	18,767.94	20,424.81	119,668.13

Budget 19/20	2019 / 2020						YTD 19/20
	Apr-19	May-19	Jun-19	Jul-19	Aug-19	Sep-19	
9.85	-	-	-	-	-	-	-
132.36	-	169.12	-	-	-	-	169.12
6,344.74	2,455.42	-	-	-	-	-	2,455.42
1,891.53	-	-	-	-	-	-	-
1,551.00	120.83	-	-	-	-	-	120.83
-	-	-	-	-	-	-	-
1,354.53	-	-	-	-	-	-	-
373.89	45.90	94.65	-	-	-	-	140.55
119,680.08	8,575.14	18,175.21	-	-	-	-	26,750.35



Monthly Finances (D)

Code	Description	Apr-18	May-18	Jun-18	Jul-18	Aug-18	Sep-18	YTD 18/19	Actual 18/19	Budget 19/20	Apr-19	May-19	Jun-19	Jul-19	Aug-19	Sep-19	YTD 19/20
7001	Pension	456.69	485.17	470.92	470.92	470.92	364.50	941.86	5,006.70	5,053.30	422.93	730.80	-	-	-	-	1,153.73
7006	Employers NI	371.41	504.32	526.38	522.32	499.57	502.27	875.73	5,086.86	5,185.03	763.27	781.04	-	-	-	-	1,544.31
7012	Security Staffing	-	-	-	299.00	368.00	103.50	-	770.50	793.62	-	-	-	-	-	-	-
7099	Staff Expenses	-	-	-	-	-	-	-	-	-	-	-	-	-	-	-	-
7102	Water Rates	-	938.66	680.97	1,414.27	579.87	523.75	938.66	6,905.93	7,395.38	( 703.89 )	412.81	-	-	-	-	( 291.08 )
7103	General Rates	-	-	-	-	-	-	-	-	-	-	-	-	-	-	-	-
7105	Recycling - Waste Collection	1,204.80	2,061.50	1,424.36	1,846.08	2,127.70	1,373.72	3,266.30	16,887.70	15,901.30	1,582.80	1,002.00	-	-	-	-	2,584.80
7200	Electricity	-	( 339.57 )	70.00	140.00	70.00	70.00	( 339.57 )	1,366.88	443.34	51.57	70.00	-	-	-	-	121.57
7202	GasOil	-	289.90	-	31.50	528.57	-	289.90	1,357.93	875.47	-	409.08	-	-	-	-	409.08
7303	Vehicle Insurance	-	-	-	-	91.94	-	-	91.94	94.70	-	-	-	-	-	-	-
7304	Miscellaneous Motor Expenses	-	15.00	-	-	-	-	15.00	154.48	15.45	-	7.58	-	-	-	-	7.58
7306	Mileage Claims	-	-	-	44.78	26.78	32.85	-	319.63	107.54	-	-	-	-	-	-	-
7500	Printing	170.95	-	170.95	-	170.95	-	170.95	981.79	528.24	-	-	-	-	-	-	-
7501	Postage & Carriage	-	9.95	-	-	-	-	9.95	54.95	10.25	75.00	195.00	-	-	-	-	270.00
7502	Stationery	-	21.99	-	21.99	21.99	-	21.99	65.97	67.95	33.29	-	-	-	-	-	33.29
7509	Name Badges	-	-	-	-	-	-	-	-	-	97.50	-	-	-	-	-	97.50
7550	Telephone & Broadband	43.50	53.53	155.30	50.39	56.23	58.34	97.03	758.75	766.95	66.46	53.28	-	-	-	-	119.74
7602	Health & Safety Fees	-	-	-	-	-	-	-	140.00	-	-	-	-	-	-	-	-
7700	Equipment Hire	-	412.00	-	1,026.95	484.50	188.00	412.00	2,111.45	1,750.43	-	739.75	-	-	-	-	739.75
7800	Repairs and Renewals	1,621.70	87.50	11.88	31.20	-	-	1,709.20	2,164.07	2,937.85	9,251.29	906.02	-	-	-	-	10,157.31
7801	Cleaning	197.72	105.00	96.00	651.37	81.69	40.40	302.72	1,335.23	1,413.35	624.09	43.80	-	-	-	-	667.89
7803	Premises Expenses	-	113.60	500.00	201.63	90.21	1,007.29	113.60	17,989.35	4,035.59	185.83	5,355.34	-	-	-	-	5,541.17
7804	Pool Chemicals	-	491.93	-	460.55	456.43	-	491.93	1,408.91	1,966.18	477.40	577.40	-	-	-	-	1,054.80
7805	Cess Pit	1,050.00	2,250.00	1,890.00	2,730.00	2,730.00	630.00	3,300.00	14,050.00	52,267.00	1,570.00	1,050.00	-	-	-	-	2,620.00
7806	Pedalo Parts	-	35.00	-	-	329.43	-	35.00	364.43	375.36	-	-	-	-	-	-	-
7807	Pool Costs	186.67	-	-	2,177.95	-	-	186.67	3,381.00	1,997.81	-	69.94	-	-	-	-	69.94
7808	Sand	-	-	-	275.00	-	-	-	275.00	283.25	-	-	-	-	-	-	-
7811	Signs	-	-	424.50	-	88.50	-	-	513.00	528.39	-	-	-	-	-	-	-
7814	Maintenance	-	-	-	1,378.20	-	-	-	1,378.20	1,419.55	-	-	-	-	-	-	-
7815	Children's Party	152.25	-	-	-	-	-	152.25	381.69	307.89	-	56.12	-	-	-	-	56.12
7816	Parking	-	-	-	-	-	-	-	-	-	-	-	-	-	-	-	-
7817	Rowing Parts	-	-	-	-	-	-	-	-	-	-	-	-	-	-	-	-
7818	Life Jackets	-	-	-	-	-	-	-	194.05	-	-	-	-	-	-	-	-
7819	Duck Feed	-	-	-	-	-	-	-	13.75	20.00	-	-	-	-	-	-	-
7820	Activity Recharge	-	-	376.25	550.41	1,031.67	-	-	2,850.83	3,150.08	-	605.42	-	-	-	-	605.42
7821	Miscellaneous Purchases	-	-	34.94	5.67	227.90	-	-	291.71	276.57	-	-	-	-	-	-	-
7901	Bank Charges	237.88	286.55	338.50	330.46	390.56	406.80	524.43	3,440.83	3,534.97	372.80	375.84	-	-	-	-	748.64
8201	Subscriptions	-	-	-	-	-	-	-	-	-	679.17	105.00	-	-	-	-	784.17
8202	Uniform	472.14	-	-	274.60	-	-	472.14	1,932.23	769.14	1,010.84	608.61	-	-	-	-	1,619.45
8203	Training Costs	500.00	1,033.00	-	-	270.00	-	1,533.00	2,218.00	2,372.09	895.00	30.00	-	-	-	-	925.00
8204	Insurance	1,192.00	-	-	-	-	-	1,192.00	1,650.35	1,227.76	-	-	-	-	-	-	-
8206	Coaching	-	-	-	-	-	-	-	-	-	-	-	-	-	-	-	-
		17,940.98	22,552.07	25,095.40	31,394.54	30,343.76	24,478.27	40,493.05	227,440.20	249,209.76	28,652.64	32,623.81	-	-	-	-	61,276.45



# Swanley Town Council



## Bank Reconciliation: 31 May 2019

Bank Statement Balance:	Current Account	334,583.47	
			<b>334,583.47</b>
Other Bank & Cash Accounts:	Active Saver	139.99	
	Mayor's Account	3,734.00	
	Recreation Account	867.99	
	Alexandra Cash Account	1,709.35	
	Olympic Cash Account	1,310.19	
	Link Cash Account	-	
	Civic Cash Account	-	
	Swanley Park Cash Account	6,620.16	
			<b>14,381.68</b>
			<b>348,965.15</b>
Unpresented Payments:	<b>Date</b>	<b>Ref</b>	<b>Amount</b>
	11/09/2018	100772	90.00
	08/02/2019	100684	70.00
	22/05/2019	100695	85.00
			<b>245.00</b>
			<b>348,720.15</b>
Unpresented Receipts:	<b>Date</b>	<b>Ref</b>	<b>Amount</b>
	30/05/2019	Oly to Current	96.90
	30/05/2019	Civic to Current	20.00
	29/05/2019	Park to Current	90.00
	29/05/2019	Park to Current	47.50
	29/05/2019	Park to Current	345.00
	29/05/2019	Park to Current	125.00
	30/05/2019	Park to Current	237.50
	30/05/2019	Park to Current	302.50
	30/05/2019	Park to Current	193.00
	30/05/2019	Park to Current	160.00
	31/05/2019	Oly to Current	390.00
	31/05/2019	Alex to Current	169.00
	31/05/2019	Alex to Current	379.80
	31/05/2019	Park to Current	385.01
	31/05/2019	Park to Current	202.50
	31/05/2019	Park to Current	217.50
	31/05/2019	Park to Current	170.00
			<b>3,531.21</b>
			<b>352,251.36</b>
Closing Book Balance:	Current Account	337,869.68	
	Other Bank & Cash Accounts	14,381.68	

**Monthly Finances (E)**

352,251.36

-

---

Chairman of Finance Committee

Signature

Date

Responsible Financial Officer

Signature

Date

## Swanley Town Council

**Payments Out: May 2019**

<b>Date</b>	<b>Payee</b>	<b>Description</b>	<b>Payment Method</b>	<b>Ref</b>	<b>Amount</b>
01/05/2019	RSMACHIN	RS Machinery Ltd	Same Day Payment	FP/RS Machinery	10,200.00
01/05/2019	ALLSTARF	Allstar Business Solutions Ltd	Direct Debit	DD/All Star	164.95
01/05/2019	IOG100	Institute of Groundsmanship	Direct Debit	DD/IOG	135.00
01/05/2019	LEXAUTO	Lex Autolease	Direct Debit	DD/Lex	411.30
01/05/2019	DVLA	DVLA	Direct Debit	DD/DVLA	21.87
03/05/2019	EMS	Elavon Merchant Services	Direct Debit	DD/EMS	375.84
07/05/2019	TREEHOUS	Tree House Training	Same Day Payment	FP/Tree House	2,072.00
07/05/2019	STYLISH	The Stylish Wedding Company	Same Day Payment	FP/Stylish Wedding	575.00
07/05/2019	BTGROUP	BT	Direct Debit	DD/BT	63.94
07/05/2019	Yell	Yell	Direct Debit	DD/Yell	146.79
08/05/2019	ALSFTIMB	Alsford Timber Ltd	Same Day Payment	FP/Alsford Timber	129.03
08/05/2019	B&MSUPP	B&M Supplies LTD	Same Day Payment	FP/B&M Supplies	111.97
08/05/2019	CELLUCL	Celluclad UPVC Systems	Same Day Payment	FP/Celluclad	46.80
08/05/2019	DECORATO	Decorators Den Ltd	Same Day Payment	FP/Decorators Den	401.98
08/05/2019	GLOWCOM	The Glow Company	Same Day Payment	FP/Glow Company	937.50
08/05/2019	HILLSPR	Hills Prospect PLC	Same Day Payment	FP/Hills Prospect	949.36
08/05/2019	KEEPBRI	Keep Britain Tidy	Same Day Payment	FP/Keep Britain Tidy	450.00
08/05/2019	KFF100	Kent Frozen Foods Ltd	Same Day Payment	FP/KFF	528.03
08/05/2019	KROWMARK	Krowmark Ltd	Same Day Payment	FP/Krowmark	928.55
08/05/2019	NIVEKCAT	Nivek Catering Supplies Ltd	Same Day Payment	FP/Nivek	360.72
08/05/2019	ORCHARDF	Orchard Fencing Ltd	Same Day Payment	FP/Orchard Fencing	57.00
08/05/2019	PARISHOL	Getmapping plc	Same Day Payment	FP/Parish Online	300.00
08/05/2019	PROVNURS	Provender Nurseries	Same Day Payment	FP/Provender Nurseries	158.50
08/05/2019	SINGOUT	Sing Out Sisters	Same Day Payment	FP/Sing Out Sisters	487.50
08/05/2019	THBROWN	T.H.Brown & Sons Ltd	Same Day Payment	FP/TH Brown	40.35
08/05/2019	TLCELEC	T.L.C Direct	Same Day Payment	FP/TLC Direct	58.32
08/05/2019	TUDORENV	Tudor Environmental	Same Day Payment	FP/Tudor Env	187.20
08/05/2019	WEATHFEN	Weatherley Fencing Contractors Limit	Same Day Payment	FP/Weatherley Fencing	62.52
08/05/2019	TV Licence	TV Licence	Direct Debit	DD/TV Licence	12.83
09/05/2019	SJL	SJL Car and Commercial Ltd	Same Day Payment	FP/SJ Car	8,394.00
09/05/2019	TRADEUK	Trade UK Account	Same Day Payment	FP/Trade UK	32.28
09/05/2019	SELCO	Selco Trade Centres Ltd	Same Day Payment	FP/Selco	264.81
09/05/2019	STALBRID	Stalbridge Linen Services	Same Day Payment	FP/Stalbridge	172.80
09/05/2019	TLCDIREC	TLC Online	Same Day Payment	FP/TLC Online	667.00
09/05/2019	MECKADRI	Adrian Mecklenburgh Ltd	Same Day Payment	FP/Mecklenburgh	118.64
09/05/2019	ELAS	Employment Law Advisory Service	Direct Debit	DD/ELAS	239.76
09/05/2019	BARCLAYS	Commission	Bank Entry	Barclays	211.71
10/05/2019	BARCLAYS	Barclays	Direct Debit	DD/Barclays	44.00
10/05/2019	BARCLAYS	Barclays	Direct Debit	DD/Barclays	133.28
10/05/2019	BARCLAYS	Barclays	Direct Debit	DD/Barclays	43.76
10/05/2019	BARCLAYS	Barclays	Direct Debit	DD/Barclays	42.89
10/05/2019	MANN	Mann (Swanley)	Internal Entry	DD/Mann	115.01
10/05/2019	T Roast	Expenses	Cheque	100694	51.54
13/05/2019	BGAS8419	BGas Elec - Alexandra	Direct Debit	DD/BGas	561.81
13/05/2019	BGAS8456	BGas Elec - The Olympic	Direct Debit	DD/BGas	1,419.21
14/05/2019	HOMECARE	Energy Installs South East	Same Day Payment	FP/Energy Installs	3,000.00
14/05/2019	HILLSPR	Hills Prospect PLC	Same Day Payment	FP/Hills Prospect	2,365.35
14/05/2019	SEVDIST	Sevenoaks District Council	Same Day Payment	FP/SDC	1,400.00
14/05/2019	EQUIRECY	Equinox Recycling Ltd	Same Day Payment	FP/Equinox	2,491.07
15/05/2019	OVERLINE	Overline	Direct Debit	DD/Overline	344.50
15/05/2019	OVERLINE	Overline	Direct Debit	DD/Overline	157.94
15/05/2019	BOOKER	Booker Lintied	Direct Debit	DD/Booker	182.30
15/05/2019	ALLSTARF	Allstar Business Solutions Ltd	Direct Debit	DD/All Satr	48.97
15/05/2019	DRAINSUP	Drainage Superstore	Same Day Payment	FP/Drainage Superstore	915.00
15/05/2019	Sevenoaks D C	Rates for Public Conv, Station Road	Direct Debit	DD/SDC	207.00
15/05/2019	Sevenoaks D C	Rates for Civic Centre	Direct Debit	DD/SDC	4,427.38
15/05/2019	Sevenoaks D C	Rates for Woodlands	Direct Debit	DD/SDC	1,512.00
15/05/2019	Sevenoaks D C	Rates for Olympic	Direct Debit	DD/DSC	2,974.00

Monthly Finances (F)

15/05/2019	Sevenoaks D C	Rates for Alexandra	Direct Debit	DD/SDC	2,830.62
15/05/2019	Payroll	Payroll Mth2	BACS	Payroll Mth2	55,821.42
15/05/2019	Payroll	Payroll Mth2	BACS	Payroll Mth2	26,371.07
16/05/2019	FABULOUS	Kelly King	Same Day Payment	FP/Fabulous Foods	100.00
16/05/2019	GUIDE1	Guideline Coaches Ltd	Same Day Payment	FP/Guidelines	495.00
16/05/2019	SAGE100	Sage (UK) Ltd	Direct Debit	DD/Sage	125.95
17/05/2019	TOTGAS1	Total Gas & Power (Civic)	Direct Debit	DD/Total Gas & Power	2,397.59
17/05/2019	TOTGAS2	Total Gas & Power Ltd (Oly)	Direct Debit	DD/Total Gas & Power	3,174.93
17/05/2019	TOTGASP	Total Gas & Power Ltd (Alex)	Direct Debit	DD/Total Gas & Power	2,397.59
17/05/2019	SUSSEX	Sussex Transport	Same Day Payment	FP/Sussex Transport	660.00
17/05/2019	DOR2DOR	Helm Enterprise Solutions Ltd T/A Do	Same Day Payment	FP/Dor to Dor	500.00
20/05/2019	EETMOB	EE & T Mobile	Direct Debit	DD/EE	31.76
20/05/2019	SG Equipment	SG Equipment	Direct Debit	DD/SG Equipment	378.00
22/05/2019	ALLSTARF	Allstar Business Solutions Ltd	Direct Debit	DD/All Star	50.00
22/05/2019	BR-IT	BR - IT	Same Day Payment	FP/BR-IT	376.64
22/05/2019	CASTL325	Castle Water Limited	Same Day Payment	FP/Castle Water	53.20
22/05/2019	CASTL588	Castle Water Limited	Same Day Payment	FP/Castle Water	374.77
22/05/2019	CASTL760	Castle Water Limited	Same Day Payment	FP/Castle Water	148.54
22/05/2019	CLEAWIPE	Clean Wipes	Same Day Payment	FP/Clean Wipes	174.50
22/05/2019	COMMUNI	Community Land Use	Same Day Payment	FP/Community Land	400.00
22/05/2019	D.BODY	D.Body Ltd	Same Day Payment	FP/D.Body	730.00
22/05/2019	DARPRINT	Darenth Print and Design Ltd	Same Day Payment	FP/Darenth Print	194.40
22/05/2019	DOOR&WIN	The Door & Window Centre Ltd	Same Day Payment	FP/Door & Window	1,386.99
22/05/2019	DYNAMIX	Mr S Gadd	Same Day Payment	FP/Dynamix	175.00
22/05/2019	EMERGENC	Emergency Plumbing Services Ltd	Same Day Payment	FP/Emergency Plumbing	300.00
22/05/2019	GLASDON	Glasdon UK Limited	Same Day Payment	FP/Glasdon UK	1,258.72
22/05/2019	INTERACT	The Interactive Health & Safety Co. L	Same Day Payment	FP/Interactive Health & Safety	120.01
22/05/2019	KCC100	Kent County Council	Same Day Payment	FP/KCC	313.08
22/05/2019	KEIRALAN	Alan Keir	Same Day Payment	FP/Alan Keir	225.00
22/05/2019	KFF100	Kent Frozen Foods Ltd	Same Day Payment	FP/KFF	977.89
22/05/2019	LAMPS	Lamps & Tubes Illuminations Ltd	Same Day Payment	FP/Lamps & Tubes	442.08
22/05/2019	LOCKTOOL	Locks 'N' Tools Ltd	Same Day Payment	FP/Locks n Tools	257.61
22/05/2019	MECKADRI	Adrian Mecklenburgh Ltd	Same Day Payment	FP/Mecklenburgh	345.55
22/05/2019	NATIONAL	National Facilities Management Ltd	Same Day Payment	FP/National Facilites	168.36
22/05/2019	NORMBUT	Norman's Butchers	Same Day Payment	FP/Normans	366.76
22/05/2019	STANNAH	Stannah	Same Day Payment	FP/Stannah	654.64
22/05/2019	STYLISH	The Stylish Wedding Company	Same Day Payment	FP/Stylish Wedding	240.00
22/05/2019	THBROWN	T.H.Brown & Sons Ltd	Same Day Payment	FP/TH Brown	225.80
22/05/2019	TLCDIREC	TLC Online	Same Day Payment	FP/TLC Online	219.65
22/05/2019	WATSONS	Watson Fuels	Same Day Payment	FP/Watson Fuels	429.53
22/05/2019	OAKLEAF1	Oakleaf Electrical Contractors Ltd	Same Day Payment	FP/Oakleaf	3,207.60
22/05/2019	Hi Kent Charity Dinner	Hi Kent Charity Dinner	Cheque	100695	85.00
23/05/2019	KERRYJO	Kerry Johns Ltd	Same Day Payment	FP/KerryJohns	20,373.60
23/05/2019	BEDFORDR	Roy Bedford	Same Day Payment	FP/Roy Bedford	2,500.00
24/05/2019	XINTEL	XLN Telecom	Direct Debit	DD/XLN	56.33
24/05/2019	BOC100	BOC Ltd	Direct Debit	DD/BOC	159.16
24/05/2019	BNPPARIB	BNP Paribas Leasing Sols	Direct Debit	DD/BNP	318.71
29/05/2019	BILLIEBO	Billie Box Ltd	Same Day Payment	FP/BillieBox	1,950.00
29/05/2019	ALLSTARF	Allstar Business Solutions Ltd	Direct Debit	DD/All Star	199.26

**187,655.17**

**Summary**

<b>Month</b>	<b>Payment Method</b>	<b>Amount</b>
May-19	Cheque	136.54
	BACS	82,192.49
	Direct Debit	25,791.22
	Same Day Payment (Electronic)	79,208.20
	Internal Entry (Offset)	115.01
	Bank Entry	211.71
		<b><u>187,655.17</u></b>

**Chairman of Finance Committee**

**Signature**

**Date**

**Responsible Financial Officer**

**Signature**

**Date**



## Swanley Town Council

### Aged Creditors: 31 May 2019

<u>A/C</u>	<u>Name</u>	<u>Balance</u>	<u>Current</u>	<u>Period 1</u>	<u>Period 2</u>	<u>Period 3</u>	<u>Older</u>
ABSOLUTE	Absolute Hygiene Solutions	1,152.00	1,152.00	-	-	-	-
ALSFTIMB	Alsford Timber Ltd	58.16	58.16	-	-	-	-
ARGOS	Argos Business Solutions Ltd	243.05	243.05	-	-	-	-
B&MSUPP	B&M Supplies LTD	231.87	231.87	-	-	-	-
BGAS6000	BGas Elec - Civic	531.00	531.00	-	-	-	-
BGAS8419	BGas Elec - Alexandra	846.22	846.22	-	-	-	-
BGAS8456	BGas Elec - The Olympic	685.44	685.44	-	-	-	-
BGAS8475	BGas Elec - Tennis Courts	1,042.41	1,042.41	-	-	-	-
BGAS8496	BGas Elec - Oaks Communal	39.96	39.96	-	-	-	-
BGAS8522	BGas Elec - Ablutions St Mary's	514.20	514.20	-	-	-	-
BOC100	BOC Ltd	271.30	271.30	-	-	-	-
BOOKER	Booker Lintied	145.86	145.86	-	-	-	-
CASTL166	Castle Water Limited	( 213.84 )	16.46	16.71	12.40	19.40	( 278.81 )
CASTL529	Castle Water Limited	( 291.08 )	412.81	( 703.89 )	-	-	-
CLEAWIPE	Clean Wipes	154.30	154.30	-	-	-	-
COMMUNI	Community Land Use	600.00	600.00	-	-	-	-
CPC	Complete Pool Contracts	572.88	572.88	-	-	-	-
D.BODY	D.Body Ltd	1,050.00	1,050.00	-	-	-	-
DARPRINT	Darenth Print and Design Ltd	251.40	251.40	-	-	-	-
DECORATO	Decorators Den Ltd	424.86	424.86	-	-	-	-
DOR2DOR	Helm Enterprise Solutions Ltd T/A Dor2I	441.00	441.00	-	-	-	-
EQUIRECY	Equinox Recycling Ltd	1,827.40	1,827.40	-	-	-	-
ERNEDOE	Ernest Doe & Sons Ltd	83.68	83.68	-	-	-	-
GODFREYS	Godfreys Lawn and TurfCare	300.00	300.00	-	-	-	-
HILLSPR	Hills Prospect PLC	2,630.11	2,630.11	-	-	-	-
HSS	HSS Hire Service Group	227.70	227.70	-	-	-	-
HVP	HVP Security Shutters Ltd	2,094.00	2,094.00	-	-	-	-
JPSCLAR	JPS Clarity Lintied	114.00	-	-	-	-	114.00
KCC100	Kent County Council	351.18	351.18	-	-	-	-
KEIRALAN	Alan Keir	225.00	225.00	-	-	-	-
KFF100	Kent Frozen Foods Ltd	288.98	288.98	-	-	-	-
LAMPS	Lamps & Tubes Illuminations Ltd	360.00	360.00	-	-	-	-
LEISUREM	Leisurematic Ltd	726.50	726.50	-	-	-	-
LEXAUTO	Lex Autolease	411.30	411.30	-	-	-	-
LOCKTOOL	Locks 'N' Tools Ltd	294.95	294.95	-	-	-	-
MATTCLAR	Matthew Clark Wholesale Ltd	( 111.59 )	-	-	-	-	( 111.59 )
MAXIN	Maxin Drain Services Ltd	2,736.00	2,736.00	-	-	-	-
MECKADRI	Adrian Mecklenburgh Ltd	139.38	139.38	-	-	-	-
NISBET10	Nisbets	80.70	80.70	-	-	-	-



## Monthly Finances (G)

NIVEKCAT	Nivek Catering Supplies Ltd	186.48	186.48	-	-	-	-
NORMBUT	Norman's Butchers	113.10	113.10	-	-	-	-
ORCHARDF	Orchard Fencing Ltd	36.90	36.90	-	-	-	-
PLANDAY	Planday Limited	126.00	126.00	-	-	-	-
PROVNURS	Provender Nurseries	101.00	101.00	-	-	-	-
SELCO	Selco Trade Centres Ltd	42.99	42.99	-	-	-	-
SEVDIST	Sevenoaks District Council	2,100.00	2,100.00	-	-	-	-
STACKHOU	Stackhouse Poland Ltd	1,990.08	1,990.08	-	-	-	-
STALBRID	Stalbridge Linen Services	195.26	195.26	-	-	-	-
THBROWN	T.H.Brown & Sons Ltd	116.00	116.00	-	-	-	-
TLCELEC	T.L.C Direct	48.00	48.00	-	-	-	-
TOPLINE	Topline Electronics Ltd	83.93	83.93	-	-	-	-
TOPMARK	Top Marks Inflatables	120.00	120.00	-	-	-	-
TRADEUK	Trade UK Account	627.75	627.75	-	-	-	-
WICKPLAY	Wick Steed Playgrounds	911.03	911.03	-	-	-	-
WORKWEAR	Workwear Express Ltd	690.40	690.40	-	-	-	-
WPSINS	WPS Ltd	184.64	184.64	-	-	-	-
		<b>29,203.84</b>	<b>30,135.62</b>	<b>( 687.18 )</b>	<b>12.40</b>	<b>19.40</b>	<b>( 276.40 )</b>
Aged Creditors: 31 May 2018		<b>12,120.23</b>	<b>11,848.29</b>	<b>170.05</b>	<b>( 12.11 )</b>	<b>114.00</b>	<b>-</b>

# Swanley Town Council



## Aged Debtors: 31 May 2019

<u>A/C</u>	<u>Name</u>	<u>Balance</u>	<u>Current</u>	<u>Period 1</u>	<u>Period 2</u>	<u>Period 3</u>	<u>Older</u>
50CLUB	50+ Club	160.00	160.00	-	-	-	-
BEXLEYBC	London Borough of Bexley	1,231.20	173.00	276.20	609.00	173.00	-
CAPITALT	Capital Travel and Events	936.00	-	-	-	936.00	-
CARDFAC	Card Factory	588.00	588.00	-	-	-	-
CBRE	DS Jersey No5 Limited	8,538.00	8,538.00	-	-	-	-
CLG	CLG Market Research UK Ltd	1,400.00	1,400.00	-	-	-	-
DASCO	DASCo	876.60	876.60	-	-	-	-
FOREFRON	Forefront Utilities	533.00	-	533.00	-	-	-
GREATOUT	Great Outdoors	400.00	400.00	-	-	-	-
GREEBOX	Greenbox Storage Ltd	300.00	-	300.00	-	-	-
KCC100	Kent County Council	6,819.40	1,363.40	2,313.60	-	3,142.40	-
KCCLIBRA	KCC Strategic & Corp Services	15,751.60	-	15,751.60	-	-	-
LUNTDR	Dr E A Lunt	11,868.00	-	11,868.00	-	-	-
NATBLOOD	National Blood Service	504.00	504.00	-	-	-	-
NHSDGS	NHS DGS CCG	268.20	268.20	-	-	-	-
SARGPART	Sargeant Partnership	80.00	80.00	-	-	-	-
SEVDISTC	Sevenoaks District Council	750.00	750.00	-	-	-	-
SWANBOX	Swanley Boxing Club	338.00	338.00	-	-	-	-
SWANHIST	Swanley History Group	140.00	140.00	-	-	-	-
SWANWI	Swanley Evening WI	( 49.00 )	-	-	-	-	( 49.00 )
SWBOWLS	Swanley Bowls Club	5,000.00	5,000.00	-	-	-	-
SWIFT	Swift Research	350.00	350.00	-	-	-	-
SWNRANG	Swanley Rangers FC	499.00	499.00	-	-	-	-
SWVILLTR	Swanley Village Trust	468.00	468.00	-	-	-	-
WHITENET	Whiteoak Netball Club	649.32	649.32	-	-	-	-
		<b>58,399.32</b>	<b>22,545.52</b>	<b>#####</b>	<b>609.00</b>	<b>4,251.40</b>	<b>( 49.00 )</b>
Aged Debtors: 31 May 2019		<b>26,673.93</b>	<b>21,079.41</b>	<b>2,610.20</b>	<b>632.80</b>	<b>483.00</b>	<b>1,798.52</b>

## Events <sup>[1]</sup>

JANUARY	January events	( 500.00 )
FEBRUARY	February events	( 850.00 )
MARCH	March events	( 860.00 )
APRIL	April events	
MAY	May events	676.40
JUNE	June events	(16,775.00 )
JULY	July events	(11,115.00 )

## Monthly Finances (G)

AUGUST	August events	(11,695.00 )
SEPTEMBER	September events	(11,650.00 )
OCTOBER	October Events	( 4,000.00 )
NOVEMBER	November Events	( 400.00 )
DECEMBER	December events	( 1,750.00 )
		<b>(58,918.60 )</b>

[1] Balances will include prepayments for future functions at Alexandra and Olympic

### **Party Functions** <sup>[2]</sup>

AELVIS	A - Elvis	( 80.00 )
AMEDIUMS	A - Mediumship	( 150.00 )
OELVIS	O - Elvis	( 540.00 )
		<b>( 770.00 )</b>

[2] Balances will include prepayments for future Party Nights at Alexandra and Olympic