

Swanley Town Council

Civic Centre, St Marys Road, Swanley, Kent, BR8 7BU

Tel: 01322 611663

www.swanleytowncouncil.gov.uk

POLICY AND FINANCE

MINUTES

Wednesday 18th July 2018

Present: Chair Cllr M Horwood, Cllr L Ball, Cllr C Barnes, Cllr P Darrington
Cllr M Hogg, Cllr R Morris, Cllr V Southern

Also Present: Cllr J Barnes, Cllr L Dyball, Cllr N Scott, Cllr T Searles

Officers: CEO - Steve Nash,
RFO - Steve Innes,
Estates & Facilities Manager – Dan Sutton
Park Manager – Ryan Hayman
Democratic Services Officer - Barbara Playfoot

Public Participation

A member of the public asked if the Woodlands were being sold and would the money come to the town council and not the district council.

The CEO confirmed that contracts had been signed and the sale was subject to planning. Once obtained the funding for STC land would come to STC to be used on projects and developments decided by councillors.

APOLOGIES FOR ABSENCE

None

DECLARATIONS OF INTEREST

Item 6 - Cllr M Horwood as he is a KCC Councillor

10501 MINUTES OF THE PREVIOUS MEETING

To approve as correct the Minutes of the Meeting held on Wednesday 20th June 2018

APPROVED

10502 TO RECEIVE THE MONTHLY FINANCES

- Cllr Southern had observed that the Alexandra Suite had made some significant savings and increased the income which was an improvement on the same period last year. However, the Olympic was showing that the Olympic income was down against expenditure for the second month running and need to look at ways to turn this around so that the Olympic does not end the year in deficit.
- The CEO commented that the Olympic finances were being regularly monitored and the loss of the British Gas Conference hiring's which accounted for £30,000 per annum was having a great effect on the income figures.
- Cllr Hogg asked what are the Olympic opening hours and had there been any marketing to inform residents of the times and facilities available. The CEO

said it has been planned to promote the Olympic on Social media and the website to encourage new hiring's and residents to use the existing facilities.

- Cllr Southern commented on the Park expenditure figures, the CEO commented that with the increase in visitors, there were more staff required to be on site and additional skips required to dispose of the large amount of rubbish being generated by an increasing number of visitors. Also there were ongoing repairs required to the paddling pool in particular so it was kept up to standard for the small bathers. Ideally the pool requires a complete refurbishment but this can only be achieved when funds become available, also the disabled toilet has had a complete facelift.
- Cllr Horwood commented although there had been an increase in expenditure the Park continued to make money.
- Councillor Southern went on to congratulate RFO on the remarkable change to how the creditors/debtors are now monitored
- The RFO gave an update on the current debtors/creditors and commented that the picture continues to improve.

RESOLVED: To accept reports A/B/C/D/E/F/G

10503 EXTRA MEETING 25th JULY 2018

To approve an Extra meeting of the council on 25th July 2018 to consider a response to Sevenoaks District Council Draft Local Plan. Cllr Horwood to provide a verbal report.

RESOLVED – approved an extra meeting of the council on the 25th July 2018 to consider a response to Sevenoaks District Council Draft Local Plan. Cllr Horwood will make proposals on the sites

10504 GRASS CUTTING FROM KCC

To approve the CEO's recommendation that this council takes back the grass cutting from KCC. CEO to provide verbal report.

RESOLVED - approved the CEO's recommendation that STC takes back the grass cutting from KCC

Date of next meeting – 19th September 2018

MEETING CLOSED AT 20.05

If you would like further information on any of the agenda items, please contact Mr Steve Nash, on 01322 611663 or snash@swanleytowncouncil.gov.uk

Committee Members:

(Chair) Cllr M Horwood, (Vice Chair) Cllr V Southern, Cllr L Ball, Cllr C Barnes, Cllr P Darrington, Cllr M Hogg, Cllr R Morris


Swanley Town Council: Civic Centre

YTD Summary

Income

Code	Description	2017 / 2018						
		Apr-17	May-17	Jun-17	Jul-17	Aug-17	Sep-17	Actual 17/18
4000	Precept	269,934.00	-	-	-	-	269,933.00	539,867.00
4033	Community Infrastructure Levy	106,180.00	-	-	-	-	-	109,101.88
4004	Rent - Station Road: Taxi	-	-	-	-	-	-	1,904.17
4005	Rent - Oaks Clinic	49,890.00	-	-	9,890.00	-	-	79,560.00
4009	Rent - 10 Station Road	687.50	-	-	687.50	-	-	2,750.00
4011	Rent - Pedham Farm	-	-	-	880.00	-	-	1,805.00
4016	Rent - Civic Centre	-	-	-	-	-	-	14,366.67
4019	Mayor's Charity Income	-	530.00	-	-	-	166.75	1,384.60
4020	Allotments	22.50	33.75	11.25	-	10.00	-	509.18
4021	Dog Bin Emptying	390.00	-	-	-	-	-	390.00
4022	Solar Panel Income	-	-	-	-	-	-	14,032.65
4024	Seeds	-	-	-	-	-	-	-
4025	Black Refuse Bags	111.25	251.25	520.00	482.50	346.25	277.50	4,168.75
4026	White Refuse Bags	40.84	71.66	137.09	144.58	125.42	65.83	1,225.66
4027	Brown Refuse Bags	1,425.87	1,305.00	2,090.00	1,750.00	1,686.51	1,709.00	12,689.06
4028	Photocopying	3.54	-	-	-	-	49.17	109.38
4029	Radar Keys	2.50	-	-	2.50	7.50	7.50	20.00
4030	SDC Link Service Contract	-	-	-	-	-	-	25,902.97
4031	KCC Link Salaries Recharge	13,824.77	-	-	13,824.77	-	-	55,299.08
4032	1812 Event	-	-	-	291.67	1,577.86	8.33	3,219.53
4034	Firework Night	-	-	-	-	-	-	2,944.58
4035	St George's Day	-	-	-	-	-	-	16.67
4036	Markets	33.32	216.66	333.33	24.99	25.00	-	1,612.46
4037	Armed Forces Day	29.17	16.67	1,549.99	1,525.00	8.33	-	3,204.15
4039	Christmas Lights	-	-	-	-	-	266.67	8,657.17
4130	Party Function Revenue	-	-	-	-	-	500.00	895.83
4204	Service Recharge - Bungalow	-	-	-	-	-	83.33	83.33
4205	Recharge - The Woodlands	-	-	-	-	-	-	1,462.00
4206	Recharge - Civic Centre	-	-	-	-	-	-	354.53
4500	Senior Passport to Leisure Revenue	2,540.84	3,985.42	585.83	107.50	10.00	3,165.67	20,831.16
4600	Outdoor Event Revenue	119.00	3,281.00	1,190.83	625.00	-	7,147.69	12,363.52
4605	Court Lettings	148.00	1,121.77	41.90	130.80	111.00	1,590.65	5,063.05
4606	Changing Rooms	-	234.30	-	-	234.30	117.12	702.84
4607	Floodlight Revenue	-	224.00	-	-	(53.33)	576.00	1,406.68
4608	Football Pitches	-	178.94	-	-	2,081.10	308.00	3,413.02
4711	General Income	-	-	-	-	-	-	3,532.03
4800	Town Crier Advertising Revenue	-	-	-	120.00	-	-	120.00
4805	Swanley in Bloom - Sponsorship	9,045.01	463.34	62.50	-	416.67	500.00	10,925.02
4810	Sponsorship - General	-	-	7,800.00	(1,500.00)	10,000.00	2,333.33	18,336.33
4900	Investment Income	-	-	-	-	-	-	-
4902	Commissions Received	63.19	96.64	102.48	109.74	92.03	71.16	1,156.85
4903	Insurance Claims	-	1,325.00	11,659.27	-	-	-	13,067.60
4904	Bank Refund	64.98	-	-	-	-	-	64.98
4998	Sale of Goods	-	500.00	-	-	-	-	500.00
4999	Other Income	66.67	263.33	-	-	200.00	0.50	1,971.47
		78,508.95	14,098.73	26,084.47	29,096.55	16,878.64	18,944.20	980,990.85

2018 / 2019							
Budget 18/19	Apr-18	May-18	Jun-18	Jul-18	Aug-18	Sep-18	YTD 18/19
560,921.81	280,461.00	-	-	-	-	-	280,461.00
-	-	-	-	-	-	-	-
-	687.50	-	-	-	-	-	687.50
79,560.00	49,868.92	-	-	-	-	-	49,868.92
2,750.00	-	-	-	-	-	-	-
1,760.00	-	-	-	-	-	-	-
17,000.00	1,500.00	1,500.00	1,500.00	-	-	-	4,500.00
-	-	-	175.00	-	-	-	175.00
500.00	116.66	-	-	-	-	-	116.66
-	390.00	-	-	-	-	-	390.00
15,000.00	1,748.27	-	-	-	-	-	1,748.27
-	-	14.85	65.18	-	-	-	80.03
4,010.00	530.00	258.75	268.75	-	-	-	1,057.50
1,150.00	161.66	90.00	47.08	-	-	-	298.74
18,750.00	1,569.83	2,084.33	2,744.42	-	-	-	6,398.58
110.00	-	-	-	-	-	-	-
40.00	-	5.00	2.50	-	-	-	7.50
49,900.00	-	28,064.00	-	-	-	-	28,064.00
55,300.00	13,824.77	-	-	-	-	-	13,824.77
2,000.00	-	16.67	220.01	-	-	-	236.68
1,600.00	-	-	-	-	-	-	-
-	-	-	-	-	-	-	-
1,300.00	(483.34)	8.33	500.00	-	-	-	24.99
500.00	-	99.99	125.01	-	-	-	225.00
2,500.00	-	-	-	-	-	-	-
500.00	-	-	-	-	-	-	-
-	-	-	-	-	-	-	-
-	-	100.00	-	-	-	-	100.00
25,000.00	-	1,011.13	-	-	-	-	1,011.13
13,500.00	-	-	760.76	-	-	-	760.76
4,200.00	99.83	1,394.41	35.40	-	-	-	1,529.64
600.00	9.40	234.30	-	-	-	-	243.70
900.00	44.00	389.33	-	-	-	-	433.33
2,600.00	58.25	113.90	-	-	-	-	172.15
-	-	-	-	-	-	-	-
1,000.00	-	-	50.00	-	-	-	50.00
11,250.00	2,302.18	7,659.17	500.00	-	-	-	10,461.35
20,000.00	-	4,497.00	-	-	-	-	4,497.00
-	-	-	-	-	-	-	-
-	83.96	67.70	115.02	-	-	-	266.68
-	12,189.00	-	-	-	-	-	12,189.00
-	-	-	-	-	-	-	-
-	-	-	140.83	-	-	-	140.83
1,100.00	0.02	-	-	-	-	-	0.02
895,301.81	84,700.91	47,608.86	7,249.96	-	-	-	139,559.73



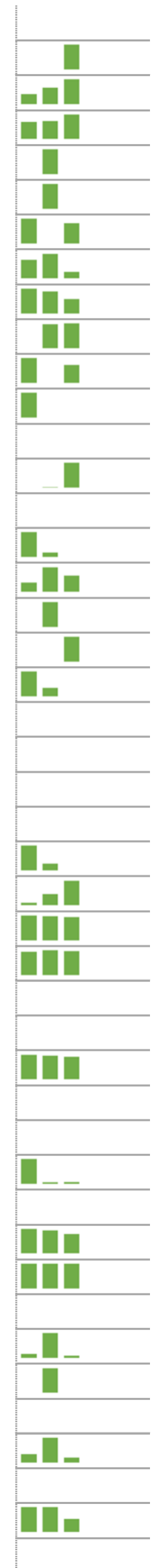
Swanley Town Council: Civic Centre

YTD Summary

Expenditure

Code	Description	2017 / 2018						
		Apr-17	May-17	Jun-17	Jul-17	Aug-17	Sep-17	Actual 17/18
5000	Street Lighting	14.53	-	-	16.07	-	-	128.71
5001	Bar Purchases	-	-	-	-	-	-	-
5002	Catering Purchases	-	24.50	49.00	-	-	-	682.04
5007	Brown Bags	1,300.00	1,300.00	2,600.00	1,300.00	1,950.00	-	13,000.00
5008	Seeds	-	-	-	-	-	-	-
5010	Sporting Equipment Purchases	-	740.00	-	-	-	-	740.00
5011	Licenses	-	75.00	-	-	-	-	75.00
5020	Estates Equipment / Machinery	974.32	15,481.89	1,082.27	586.49	-	133.25	19,945.10
5021	Estates Equipment / Machinery Rep	-	6,574.32	3,545.93	443.13	1,438.92	10,288.13	30,596.74
5030	Horticulture	201.64	74.93	1,568.00	288.05	-	110.33	3,596.52
5032	1812 Event	791.67	-	-	1,179.49	7,839.79	-	9,810.95
5034	Firework Night	-	-	-	-	-	1,183.97	5,684.12
5035	Remembrance Day	-	-	-	-	41.67	-	151.67
5036	Swanley in Bloom	380.00	410.50	16,820.00	-	-	-	18,188.50
5037	Xmas Day Party	-	-	-	-	-	-	-
5038	Christmas Lights	-	-	-	-	-	-	23,350.75
5039	Senior Passport to Leisure	1,533.67	4,769.70	1,296.67	-	20.00	425.00	16,423.23
5040	Mayor at Home	-	-	-	31.45	-	-	289.88
5041	Armed Forces Day	-	1,240.00	550.00	-	-	-	2,469.00
5042	St George's Day	-	-	-	-	-	-	378.48
5045	Function Expenditure	-	117.50	-	200.00	100.00	-	527.50
5046	Outdoor Event	-	-	-	1,856.00	250.00	-	2,436.00
5100	Machinery Fuel	-	-	1,201.27	-	-	-	1,201.27
5102	Event Equipment Repairs & Maintenance	41.75	396.31	39.67	293.19	-	-	978.01
6200	Website, Social Media and Marketing	-	-	-	747.00	-	149.00	1,790.00
6201	Advertising	259.00	322.88	420.65	494.39	480.00	100.00	4,144.82
7000	Salaries	33,703.24	34,916.72	34,683.55	59,492.13	37,001.35	36,882.22	449,075.49
7001	Pension	4,428.97	4,642.70	4,591.83	4,673.08	4,872.54	4,770.10	55,721.74
7004	Wages - Casual	-	-	792.00	140.00	-	528.75	1,637.00
7005	Link Salaries	-	-	-	-	-	-	-
7006	Employers N.I.	2,863.80	2,584.14	3,005.08	3,111.76	3,136.10	3,246.94	36,837.69
7008	Recruitment Expenses	-	-	-	-	2,496.40	-	2,246.77
7097	Staff Suggestion Scheme	3,424.00	50.00	-	-	-	-	3,474.00
7099	Staff Expenses	180.00	48.30	477.75	279.12	250.04	-	2,448.73
7100	Rent for Link	-	-	-	-	-	-	2,253.95
7102	Water Rates	-	367.71	705.56	-	1,100.98	44.05	3,033.06
7103	General Rates	5,879.58	5,876.87	5,876.87	5,876.87	5,876.87	5,876.87	58,771.41
7105	Recycling - Waste Collection	407.68	-	-	-	-	-	607.18
7200	Electricity	490.47	2,455.64	5,573.60	1,234.04	2,248.34	1,168.58	8,136.13
7201	Gas	-	-	-	-	-	-	788.05
7202	Oil	-	-	-	-	-	245.85	716.91
7300	Vehicle Fuel	78.21	264.61	73.73	126.13	167.01	149.66	1,835.70
7301	Vehicle Repairs and Servicing	-	-	-	-	-	-	883.33
7302	Vehicle Licences	40.24	40.24	42.00	42.00	42.00	42.00	500.48
7303	Vehicle Insurance	-	184.71	-	-	-	-	2,002.30

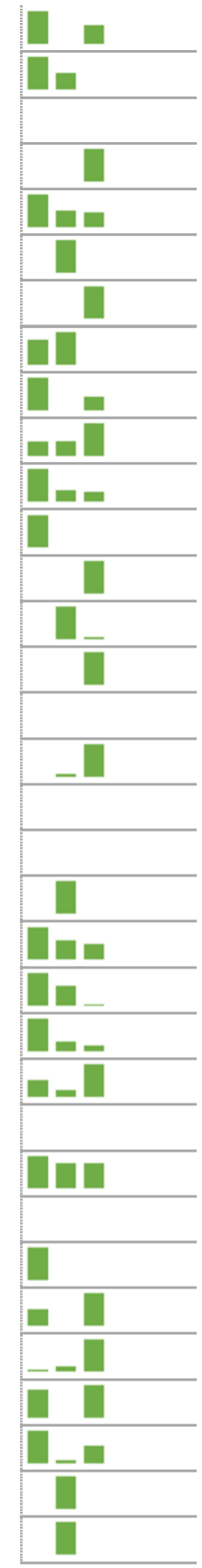
2018 / 2019							
Budget 18/19	Apr-18	May-18	Jun-18	Jul-18	Aug-18	Sep-18	YTD 18/19
150.00	-	-	-	-	-	-	-
-	-	-	42.03	-	-	-	-
-	24.85	41.40	62.42	-	-	-	128.67
23,900.00	2,600.00	2,700.00	3,712.50	-	-	-	9,012.50
-	-	351.60	-	-	-	-	-
760.00	-	10.10	-	-	-	-	10.10
75.00	92.60	-	75.00	-	-	-	167.60
33,000.00	1,212.32	1,612.25	416.08	-	-	-	3,240.65
40,000.00	527.89	467.72	307.05	-	-	-	1,302.66
4,000.00	-	137.89	143.63	-	-	-	281.52
10,000.00	1,675.00	-	1,200.00	-	-	-	2,875.00
7,000.00	211.20	-	-	-	-	-	211.20
160.00	-	-	-	-	-	-	-
18,000.00	-	110.00	14,783.00	-	-	-	14,893.00
500.00	-	-	-	-	-	-	-
15,000.00	1,558.75	270.20	-	-	-	-	1,828.95
20,000.00	620.00	1,650.75	1,095.00	-	-	-	3,365.75
-	-	35.00	-	-	-	-	35.00
3,500.00	-	-	200.00	-	-	-	200.00
-	300.00	100.00	-	-	-	-	400.00
1,000.00	-	-	-	-	-	-	-
-	-	-	-	-	-	-	-
2,200.00	-	-	-	-	-	-	-
1,000.00	-	-	-	-	-	-	-
2,200.00	599.00	160.00	-	-	-	-	759.00
3,000.00	90.00	450.00	989.67	-	-	-	1,529.67
298,000.00	39,251.89	38,524.05	36,933.56	-	-	-	114,709.50
57,000.00	4,940.50	5,253.62	5,047.48	-	-	-	15,241.60
1,500.00	-	-	-	-	-	-	-
124,900.00	-	-	-	-	-	-	-
37,400.00	3,578.07	3,436.38	3,275.98	-	-	-	10,290.43
-	-	-	-	-	-	-	-
5,000.00	-	-	-	-	-	-	-
2,800.00	280.74	15.40	18.45	-	-	-	314.59
-	-	-	-	-	-	-	-
4,800.00	212.71	199.59	169.24	-	-	-	581.54
62,000.00	5,854.30	5,851.00	5,851.00	-	-	-	17,556.30
-	-	-	-	-	-	-	-
24,000.00	340.90	2,257.10	187.56	-	-	-	2,785.56
-	-	1,919.69	-	-	-	-	1,919.69
-	-	-	-	-	-	-	-
1,500.00	238.00	697.81	134.84	-	-	-	1,070.65
1,000.00	-	-	-	-	-	-	-
500.00	42.00	42.00	21.93	-	-	-	105.93
2,100.00	-	-	-	-	-	-	-



Monthly Finances (A)

Code	Description	Apr-17	May-17	Jun-17	Jul-17	Aug-17	Sep-17	Actual 17/18
7304	Miscellaneous Motor Expenses	-	-	-	-	-	-	-
7307	Vehicle Leasing	-	-	-	-	-	-	-
7500	Printing	120.00	-	197.50	-	-	-	680.64
7501	Postage and Carriage	-	1,500.00	-	-	-	-	3,729.68
7502	Office Stationery	422.26	64.20	358.65	592.53	1,362.78	235.40	5,345.76
7503	Publications	-	-	-	-	-	-	149.18
7505	Town Crier Printing Costs	-	518.00	-	740.00	-	-	3,177.50
7506	Distribution Costs	-	416.67	-	416.67	416.67	-	2,083.35
7507	Business & ID Cards	-	-	-	-	-	-	-
7550	Telephone and Broadband	175.34	963.72	402.78	409.69	632.00	179.58	5,188.74
7552	Computers & Software	858.74	284.96	284.96	414.88	596.95	379.89	5,605.83
7600	Legal Fees	2,591.00	3,567.45	12,203.95	735.51	-	-	19,106.91
7601	Audit Fees	-	-	-	-	608.40	2,000.00	3,142.60
7602	Health & Safety Fees	-	-	-	-	-	-	-
7603	Consultancy Fees	-	-	-	-	-	-	2,400.00
7604	Professional Fees	1,897.91	473.13	262.85	5,534.04	367.99	630.84	15,189.61
7605	Mayoral Allowance	280.00	-	-	-	-	-	3,979.22
7606	Councillors' Reimbursement	-	-	-	-	-	-	-
7607	Electoral Costs	7,970.31	-	-	-	-	-	7,970.31
7701	Office Machine Maintenance	-	-	-	-	-	-	-
7702	Equipment Leasing	1,561.99	6,443.48	1,775.83	1,521.99	1,091.98	451.98	21,330.18
7800	Repairs and Renewals	563.01	56.18	-	24.88	86.42	91.15	1,976.91
7801	Cleaning	104.25	-	-	465.15	163.14	(1,399.51)	(203.82)
7803	Premises Expenses	110.89	74.63	172.01	129.83	3,305.44	40.19	16,501.45
7811	Signs	-	80.22	-	-	-	-	80.22
7901	Bank Charges	195.95	161.06	211.68	1,024.47	302.93	218.76	3,516.15
7903	Loan Interest Paid	-	-	-	-	4,695.33	-	9,390.66
8100	Bad Debt Write Off	-	-	-	-	-	29,234.70	29,234.70
8200	Donations	-	-	750.00	250.00	-	1,000.00	5,686.98
8201	Subscriptions	509.79	254.67	1,500.00	-	(250.00)	428.75	3,284.96
8202	Uniforms	-	-	66.64	51.98	102.42	-	400.38
8203	Training Costs	-	1,064.00	1,690.22	384.78	-	84.00	5,156.00
8204	Insurance	-	25,709.18	-	-	-	-	25,900.70
8205	Refreshments	-	-	-	-	-	-	-
		74,354.21	124,590.72	104,872.50	95,106.79	82,794.46	98,920.43	987,563.01

Budget 18/19	Apr-18	May-18	Jun-18	Jul-18	Aug-18	Sep-18	YTD 18/19
500.00	366.66	-	210.31	-	-	-	576.97
-	685.50	342.75	-	-	-	-	1,028.25
500.00	-	-	-	-	-	-	-
3,500.00	-	-	1,000.00	-	-	-	1,000.00
3,650.00	686.90	341.85	308.83	-	-	-	1,337.58
-	-	50.00	-	-	-	-	50.00
2,750.00	-	-	1,475.00	-	-	-	1,475.00
2,510.00	320.83	416.67	-	-	-	-	737.50
-	109.40	-	46.00	-	-	-	155.40
5,500.00	417.05	424.95	932.54	-	-	-	1,774.54
5,800.00	1,709.38	587.03	505.54	-	-	-	2,801.95
19,700.00	5,687.50	-	-	-	-	-	5,687.50
3,300.00	-	-	534.20	-	-	-	534.20
-	-	2,390.64	146.10	-	-	-	2,536.74
-	-	-	1,583.00	-	-	-	1,583.00
5,000.00	-	-	-	-	-	-	-
2,500.00	-	45.00	551.00	-	-	-	596.00
-	-	-	-	-	-	-	-
13,000.00	-	-	-	-	-	-	-
-	-	128.71	-	-	-	-	128.71
25,250.00	1,827.58	1,091.98	863.68	-	-	-	3,783.24
2,000.00	2,884.09	1,737.17	114.96	-	-	-	4,736.22
1,400.00	249.74	72.60	42.40	-	-	-	364.74
15,000.00	4,262.73	1,797.97	8,378.88	-	-	-	14,439.58
-	-	-	-	-	-	-	-
4,150.00	416.51	323.95	324.92	-	-	-	1,065.38
9,390.66	-	-	-	-	-	-	-
-	547.00	-	-	-	-	-	547.00
3,000.00	500.00	-	1,000.00	-	-	-	1,500.00
5,050.00	56.25	195.00	1,275.00	-	-	-	1,526.25
600.00	177.72	-	205.61	-	-	-	383.33
5,000.00	623.00	60.00	330.00	-	-	-	1,013.00
27,000.00	-	19,979.98	-	-	-	-	19,979.98
-	-	27.80	-	-	-	-	27.80
973,995.66	85,778.56	96,307.60	94,494.39	-	-	-	276,186.92

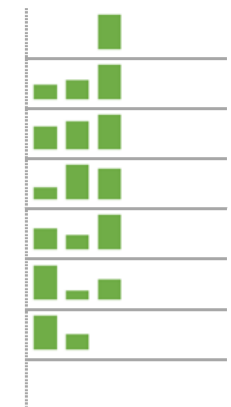


Swanley Town Council: Alexandra

YTD Summary

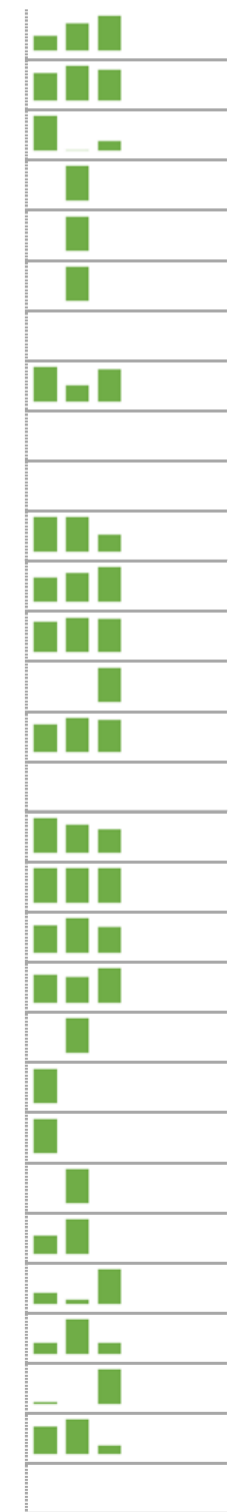
Income		2017 / 2018						
Code	Description	Apr-17	May-17	Jun-17	Jul-17	Aug-17	Sep-17	Actual 17/18
4028	Photocopying	-	-	-	-	-	-	10.00
4100	Bar Income	5,686.90	8,519.49	14,237.55	13,597.20	7,468.26	10,398.82	109,637.96
4105	Catering Income	2,329.63	3,365.04	6,887.18	9,535.75	3,525.58	9,135.55	68,376.34
4115	Function Package Revenue	2,969.18	5,199.18	10,479.25	12,435.00	3,689.17	9,105.41	63,434.11
4120	Conference Lettings Regular	5,991.03	2,148.34	2,417.08	2,359.20	3,113.33	2,006.93	36,817.67
4125	Party Night Revenue	300.00	1,084.62	264.99	933.32	2,538.35	2,133.35	21,832.95
4130	Party Function Revenue	787.50	787.50	962.50	1,137.50	845.83	1,639.82	13,500.48
4999	Other Income	-	-	-	8.56	-	-	8.56
		18,064.24	21,104.17	35,248.55	40,006.53	21,180.52	34,419.88	313,618.07

2018 / 2019							
Budget 18/19	Apr-18	May-18	Jun-18	Jul-18	Aug-18	Sep-18	YTD 18/19
-	-	-	10.00	-	-	-	10.00
125,000.00	6,142.20	8,013.84	14,253.40	-	-	-	28,409.44
70,000.00	4,249.00	5,223.29	6,438.99	-	-	-	15,911.28
85,000.00	2,010.62	5,689.60	5,033.01	-	-	-	12,733.23
38,250.00	3,523.36	2,382.33	5,703.33	-	-	-	11,609.02
19,200.00	1,591.67	412.50	962.50	-	-	-	2,966.67
13,500.00	1,377.33	612.50	-	-	-	-	1,989.83
-	-	-	-	-	-	-	-
350,950.00	18,894.18	22,334.06	32,401.23	-	-	-	73,629.47



Expenditure		2017 / 2018						
Code	Description	Apr-17	May-17	Jun-17	Jul-17	Aug-17	Sep-17	YTD
5001	Bar Purchases	1,548.22	3,556.54	3,279.79	4,531.56	2,111.22	2,615.01	31,376.93
5002	Catering Purchases	1,445.96	977.16	2,286.10	1,519.19	834.15	1,988.22	17,588.93
5003	Bar Purchases - Equipment	-	-	-	-	-	-	-
5004	Catering Purchases - Equipment	-	-	-	-	-	-	-
5011	Licenses	-	-	-	-	-	21.00	773.52
5020	Estates Equipment / Machinery	-	-	-	-	-	568.00	568.00
5021	Estates Equipment / Machinery Repairs	-	-	-	359.35	-	218.00	877.35
5045	Function Expenditure	1,927.32	1,780.16	2,312.25	2,175.83	1,991.65	2,802.24	23,462.80
6100	Agency Commission	-	-	-	-	-	-	25.82
6200	Website, Social Media and Marketing	-	-	117.50	-	-	-	117.50
6201	Advertising	-	-	745.99	60.00	-	-	1,030.49
7000	Salaries	9,497.46	8,792.95	7,157.77	7,677.72	7,729.42	6,399.19	91,558.27
7001	Pension	1,234.05	1,234.05	1,066.26	898.46	912.10	898.46	10,768.08
7004	Wages - Casual	-	280.00	224.00	462.00	-	-	1,554.00
7006	Employers NI	530.87	599.41	429.14	347.75	413.07	333.58	4,597.48
7099	Expenses	-	-	230.74	-	294.56	-	934.77
7102	Water Rates	-	-	627.81	-	1,018.22	-	2,213.70
7103	General Rates	2,948.31	2,949.13	2,949.13	2,949.13	2,949.13	2,949.13	29,490.48
7105	Recycling - Waste Collection	305.40	313.95	251.16	251.16	313.95	251.16	3,368.73
7200	Electricity	1,206.42	(41.55)	517.01	539.01	523.50	691.28	6,557.78
7201	Gas	-	2,786.78	-	-	414.78	-	6,530.83
7500	Printing	80.00	73.22	-	-	-	-	153.22
7552	Computers & Software	-	-	-	-	-	-	-
7602	Health & Safety Fees	-	-	-	-	-	-	-
7800	Repairs and Renewals	-	-	-	106.82	-	-	310.05
7801	Cleaning	162.92	171.23	63.26	170.99	118.96	42.08	2,518.32
7802	Laundry	230.89	-	601.30	261.20	240.40	308.41	2,776.20
7803	Premises Expenses	-	-	706.00	-	-	-	1,593.52
7901	Bank Charges	128.08	94.20	126.72	102.41	252.91	223.91	1,921.09
8201	Subscriptions	-	-	222.75	-	-	-	685.89
		21,245.90	23,567.23	23,914.68	22,412.58	20,118.02	20,309.67	243,353.75

2018 / 2019							
Budget 18/19	Apr-18	May-18	Jun-18	Jul-18	Aug-18	Sep-18	YTD 18/19
33,500.00	2,068.36	3,801.64	4,795.57	-	-	-	10,665.57
18,100.00	899.03	1,120.85	989.05	-	-	-	3,008.93
-	237.78	63.71	110.35	-	-	-	-
-	-	78.76	-	-	-	-	-
500.00	-	21.00	-	-	-	-	21.00
1,000.00	-	107.00	-	-	-	-	107.00
2,000.00	-	-	-	-	-	-	-
24,500.00	1,859.99	878.33	1,733.33	-	-	-	4,471.65
-	-	-	-	-	-	-	-
1,500.00	-	-	-	-	-	-	-
1,500.00	80.00	80.00	40.00	-	-	-	200.00
73,500.00	5,099.48	6,109.50	7,244.64	-	-	-	18,453.62
8,200.00	757.69	857.14	832.35	-	-	-	2,447.18
2,000.00	-	-	140.00	-	-	-	140.00
3,200.00	229.35	281.44	267.98	-	-	-	778.77
950.00	-	-	-	-	-	-	-
3,000.00	212.70	173.13	146.90	-	-	-	532.73
30,700.00	2,899.19	2,901.00	2,901.00	-	-	-	8,701.19
3,500.00	266.36	332.95	249.32	-	-	-	848.63
7,000.00	562.20	511.63	687.14	-	-	-	1,760.97
7,400.00	-	1,919.68	-	-	-	-	1,919.68
300.00	155.00	-	-	-	-	-	155.00
-	45.00	-	-	-	-	-	45.00
-	-	420.00	-	-	-	-	420.00
1,000.00	350.00	647.50	-	-	-	-	997.50
3,350.00	139.22	53.01	420.52	-	-	-	612.75
3,300.00	165.00	513.18	165.00	-	-	-	843.18
15,000.00	40.00	-	676.50	-	-	-	716.50
1,850.00	156.49	196.55	49.07	-	-	-	402.11
250.00	-	-	-	-	-	-	-
247,100.00	16,222.84	21,068.00	21,448.72	-	-	-	58,248.96



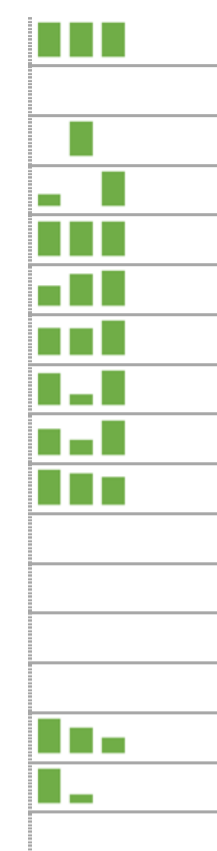
Swanley Town Council: Olympic

YTD Summary

Income

Code	Description	2017 / 2018						
		Apr-17	May-17	Jun-17	Jul-17	Aug-17	Sep-17	Actual 17/18
4003	Rent - New Generation Data	-	-	-	-	-	-	333.33
4012	Rent - Golf Range	-	-	-	-	-	3,701.00	3,701.00
4013	Rent - Bowls Club	-	-	5,000.00	-	-	-	5,000.00
4015	Rent - Flat at Olympic Centre	700.00	700.00	700.00	700.00	700.00	700.00	8,400.00
4018	Rent - Boxing	-	-	-	-	-	-	1,126.68
4100	Bar Income	3,359.98	2,903.07	6,144.05	2,989.18	4,367.37	2,198.15	43,051.50
4105	Catering Income	5,289.10	6,035.11	7,317.08	6,980.57	8,174.85	5,450.52	74,459.30
4108	Quiz Income	-	-	-	-	-	-	-
4115	Function Package Revenue	440.84	166.67	930.77	2,287.92	791.67	1,941.67	12,606.36
4120	Conference Lettings Regular	2,881.15	4,101.26	3,955.84	6,755.73	8,108.83	4,673.33	54,636.45
4125	Party Night Revenue	-	-	-	-	291.26	1,049.76	2,895.20
4130	Party Function Revenue	-	-	-	-	-	-	2,208.34
4202	Services Recharge - Golf	-	-	-	-	-	-	1,494.89
4600	Outdoor Event Revenue	-	-	-	-	-	126.67	126.67
4609	Snooker Income	561.01	545.09	339.27	430.47	516.79	303.72	7,458.35
4903	Insurance Claims	-	-	-	-	-	-	-
4998	Sale of Goods	-	-	-	-	-	-	416.67
		13,232.08	14,451.20	24,387.01	20,143.87	22,950.77	20,144.82	217,914.74

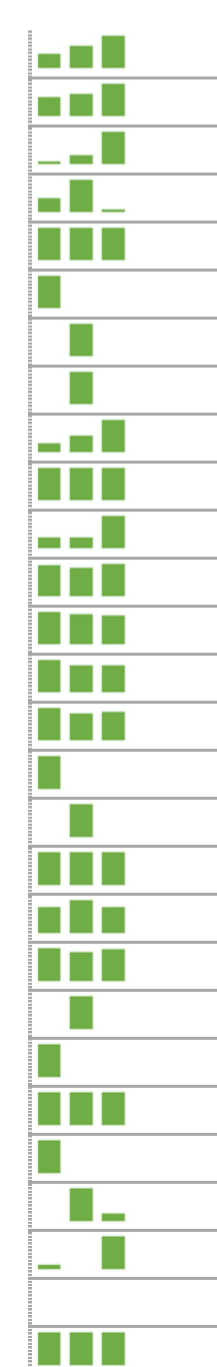
Budget 18/19	2018 / 2019							YTD 18/19
	Apr-18	May-18	Jun-18	Jul-18	Aug-18	Sep-18		
-	333.33	333.33	333.33	-	-	-	-	999.99
-	-	-	-	-	-	-	-	-
5,000.00	-	5,000.00	-	-	-	-	-	5,000.00
8,400.00	700.00	-	2,100.00	-	-	-	-	2,800.00
3,750.00	281.67	281.67	281.67	-	-	-	-	845.01
44,500.00	2,652.07	4,261.46	4,669.62	-	-	-	-	11,583.15
82,500.00	4,231.55	4,138.91	5,394.94	-	-	-	-	13,765.40
-	20.00	6.67	21.67	-	-	-	-	48.34
15,500.00	508.33	291.67	676.67	-	-	-	-	1,476.67
65,000.00	2,565.85	2,286.69	2,052.50	-	-	-	-	6,905.04
2,400.00	-	-	-	-	-	-	-	-
-	-	-	-	-	-	-	-	-
-	-	-	-	-	-	-	-	-
-	1,718.67	1,284.95	780.35	-	-	-	-	3,783.97
-	2,333.80	609.00	-	-	-	-	-	2,942.80
-	-	-	-	-	-	-	-	-
227,050.00	15,345.27	18,494.35	16,310.75	-	-	-	-	50,150.37



Expenditure

Code	Description	2017 / 2018						
		Apr-17	May-17	Jun-17	Jul-17	Aug-17	Sep-17	Actual 17/18
5001	Bar Purchases	1,567.11	1,374.18	3,598.54	1,461.31	1,063.47	631.78	18,284.92
5002	Catering Purchases	2,529.06	2,472.06	2,621.86	1,602.71	2,686.20	2,773.62	27,403.24
5003	Bar Purchases - Equipment	-	-	-	-	-	-	-
5004	Catering Purchases - Equipment	-	-	-	-	-	-	-
5011	Licences	12.18	12.12	12.12	12.12	12.12	454.12	735.66
5020	Estates Equipment / Machinery	-	70.00	-	341.94	-	1,029.99	1,441.93
5021	Estates Equipment / Machinery Repairs	-	121.50	1,449.50	1,471.73	118.80	113.32	3,452.13
5030	Horticulture	-	-	-	-	-	-	239.50
5045	Function Expenditure	383.33	80.00	580.00	525.00	588.33	430.00	7,076.89
6200	Website, Social Media and Marketing	39.98	39.98	239.83	122.33	122.33	122.33	1,420.76
6201	Advertising	-	230.00	199.99	20.00	40.00	73.22	895.71
7000	Salaries	3,805.53	4,526.99	6,012.16	5,274.35	6,966.57	5,948.79	62,234.01
7001	Pension	469.92	462.00	692.75	546.21	677.03	494.79	6,352.94
7004	Wages - Casual	-	119.00	371.25	-	936.25	558.70	6,472.47
7006	Employers NI	198.32	191.82	384.47	270.69	396.86	223.60	3,035.87
7099	Staff Expenses	-	-	-	-	-	140.68	789.64
7102	Water Rates	-	(668.21)	-	-	-	2,260.20	3,322.83
7103	General Rates	2,827.00	2,826.00	2,826.00	2,826.00	2,826.00	2,826.00	28,261.00
7105	Recycling - Waste Collection	187.10	195.65	156.52	156.62	195.65	156.52	2,099.25
7200	Electricity	1,103.69	972.37	1,058.89	1,032.53	984.55	975.87	12,831.83
7201	Gas	-	858.11	-	-	340.46	-	4,210.73
7500	Printing	-	-	-	-	-	-	-
7550	Telephone and Broadband	260.85	428.20	36.44	38.44	38.44	38.44	1,071.45
7552	Computers & Software	-	-	-	-	-	-	-
7602	Health & Safety Fees	-	-	-	-	-	-	-
7604	Professional Fees	109.21	216.71	109.21	127.21	109.21	109.21	1,436.02
7700	Equipment Hire	-	-	299.00	-	-	-	299.00
7702	Equipment Leasing	315.00	315.00	315.00	315.00	315.00	315.00	3,780.00

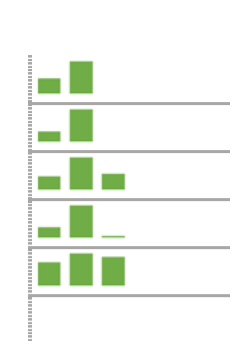
Budget 18/19	2018 / 2019							YTD 18/19
	Apr-18	May-18	Jun-18	Jul-18	Aug-18	Sep-18		
19,000.00	815.71	1,267.15	1,844.07	-	-	-	-	3,926.93
28,500.00	1,237.42	1,436.54	2,072.26	-	-	-	-	4,746.22
-	61.25	207.20	736.42	-	-	-	-	1,004.87
-	99.90	233.12	17.97	-	-	-	-	350.99
1,200.00	12.43	12.37	12.37	-	-	-	-	37.17
1,000.00	113.63	-	-	-	-	-	-	113.63
2,000.00	-	117.28	-	-	-	-	-	117.28
-	-	20.00	-	-	-	-	-	20.00
7,500.00	255.00	475.00	913.33	-	-	-	-	1,643.33
1,500.00	122.33	122.33	122.33	-	-	-	-	366.99
1,500.00	40.00	40.00	120.00	-	-	-	-	200.00
66,100.00	5,992.29	5,484.47	6,269.63	-	-	-	-	17,746.39
6,750.00	548.99	509.79	486.94	-	-	-	-	1,545.72
5,500.00	564.32	476.70	474.52	-	-	-	-	1,515.54
3,250.00	270.02	226.49	235.60	-	-	-	-	732.11
250.00	101.40	-	-	-	-	-	-	101.40
4,150.00	-	358.43	-	-	-	-	-	358.43
29,400.00	2,906.00	2,909.00	2,909.00	-	-	-	-	8,724.00
2,100.00	166.92	208.65	166.92	-	-	-	-	542.49
13,000.00	1,513.43	1,320.04	1,475.47	-	-	-	-	4,308.94
4,250.00	-	2,275.42	-	-	-	-	-	2,275.42
-	104.13	-	-	-	-	-	-	104.13
1,650.00	42.94	42.94	42.94	-	-	-	-	128.82
-	45.00	-	-	-	-	-	-	45.00
-	-	420.00	99.60	-	-	-	-	519.60
1,500.00	109.21	-	777.29	-	-	-	-	886.50
-	-	-	-	-	-	-	-	-
3,780.00	315.00	315.00	315.00	-	-	-	-	945.00



Monthly Finances (C)

<u>Code</u>	<u>Description</u>	<u>Apr-17</u>	<u>May-17</u>	<u>Jun-17</u>	<u>Jul-17</u>	<u>Aug-17</u>	<u>Sep-17</u>	<u>Actual 17/18</u>
7800	Repairs and Renewals	469.23	-	130.45	-	-	-	864.68
7801	Cleaning	-	40.15	-	388.03	-	94.01	2,388.53
7802	Laundry	132.00	25.78	242.36	374.36	-	54.64	1,553.73
7803	Premises Expenses	-	-	-	-	12,187.00	2,300.54	18,134.96
7901	Bank Charges	119.80	94.74	128.18	177.81	158.87	149.94	1,833.69
8201	Subscriptions	-	-	222.75	-	-	-	756.76
		14,529.31	15,004.15	21,687.27	17,084.39	30,763.14	22,275.31	<u>222,680.13</u>

<u>Budget 18/19</u>	<u>Apr-18</u>	<u>May-18</u>	<u>Jun-18</u>	<u>Jul-18</u>	<u>Aug-18</u>	<u>Sep-18</u>	<u>YTD 18/19</u>
1,200.00	370.74	775.25	-	-	-	-	1,145.99
3,300.00	59.73	196.23	-	-	-	-	255.96
1,650.00	165.74	397.02	196.74	-	-	-	759.50
15,000.00	735.26	2,280.73	110.00	-	-	-	3,125.99
-	114.48	156.88	140.47	-	-	-	411.83
1,000.00	-	-	-	-	-	-	-
226,030.00	16,883.27	22,284.03	19,538.87	-	-	-	<u>58,706.17</u>



7801
7803

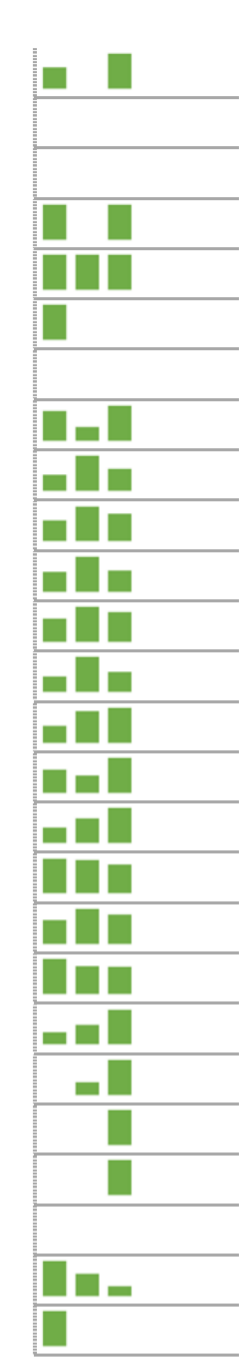
Swanley Town Council: Swanley Park

YTD Summary

Income

Code	Description	2017 / 2018						Actual 17/18
		Apr-17	May-17	Jun-17	Jul-17	Aug-17	Sep-17	
4006	Rent - Cafe in the Park	6,000.00	-	13,000.00	-	13,000.00	1,000.00	33,000.00
4007	Rent - Swanley Park	-	-	-	-	-	-	-
4008	Rent - Swanley New Barn Railway	-	-	-	-	-	-	-
4010	Rent - Ice Cream Van	5,000.00	-	5,000.00	-	5,000.00	291.67	15,291.67
4017	Rent - Swanley Park RFC	-	-	-	-	-	-	1,875.84
4201	Service Recharge: Café in the Park	-	-	-	-	1,872.84	-	1,872.84
4204	Service Recharge: Bungalow	-	-	-	-	-	-	-
4600	Outdoor Event Revenue	-	-	-	-	-	-	-
4700	Rowing	1,488.32	854.16	829.59	757.70	1,322.91	392.91	5,731.01
4701	Pedalos	5,325.42	4,926.24	5,676.66	4,338.34	9,908.76	2,659.76	34,408.35
4702	Canoeing	482.09	237.91	299.57	353.33	1,080.42	258.73	2,783.72
4703	Golf	1,063.05	575.00	757.90	732.51	1,205.01	187.92	4,531.39
4704	Tree Trek	1,739.78	524.41	1,101.58	675.67	1,958.25	235.83	6,240.52
4705	Hand Boats	48.33	5.00	12.50	-	-	-	65.83
4706	Dino Karts	36.66	291.67	336.67	627.66	1,097.48	113.32	2,503.46
4707	Deck Chairs	10.00	115.42	267.08	75.00	165.00	-	632.50
4708	Bouncy Castle	2,096.67	1,796.97	1,708.48	1,596.42	2,378.67	680.44	10,840.91
4710	Car Parking	10,861.05	5,673.70	6,295.70	5,490.61	15,950.10	1,447.51	46,231.17
4712	Wrist Bands	-	-	-	91.67	-	-	91.67
4713	Duck Income	-	-	-	-	-	-	-
4714	Battery Bikes	-	-	-	-	-	-	-
4715	Balloons	-	-	-	-	-	-	-
4716	Water Creatures	-	-	-	-	-	-	-
4720	Children's Party - Recreation	187.50	329.99	241.66	660.00	441.67	490.00	2,671.65
4721	Children's Party - Survival	-	-	-	125.00	-	709.15	2,684.13
4810	Sponsorship - General	-	-	-	-	-	-	-
		34,338.87	15,330.47	35,527.39	15,523.91	55,381.11	8,467.24	171,456.66

Budget 18/19	2018 / 2019						YTD 18/19
	Apr-18	May-18	Jun-18	Jul-18	Aug-18	Sep-18	
33,500.00	8,000.00	-	13,000.00	-	-	-	21,000.00
-	-	-	-	-	-	-	-
-	-	-	-	-	-	-	-
15,416.00	5,000.00	-	5,000.00	-	-	-	10,000.00
3,750.00	312.64	312.64	312.64	-	-	-	937.92
2,000.00	1,666.67	-	-	-	-	-	1,666.67
600.00	-	-	-	-	-	-	-
-	1,362.00	625.00	1,593.50	-	-	-	3,580.50
5,750.00	798.34	1,761.66	1,085.83	-	-	-	3,645.83
33,600.00	3,997.51	6,676.57	5,266.25	-	-	-	15,940.33
2,800.00	473.76	830.83	505.83	-	-	-	1,810.42
4,550.00	919.19	1,396.68	1,199.18	-	-	-	3,515.05
6,300.00	415.83	959.65	549.99	-	-	-	1,925.47
150.00	425.42	783.40	864.57	-	-	-	2,073.39
2,510.00	449.16	344.15	686.65	-	-	-	1,479.96
650.00	82.08	130.00	186.65	-	-	-	398.73
10,600.00	2,253.71	2,181.09	1,868.65	-	-	-	6,303.45
46,000.00	6,300.08	9,193.53	7,737.07	-	-	-	23,230.68
100.00	93.33	74.17	73.34	-	-	-	240.84
-	44.14	72.24	130.01	-	-	-	246.39
-	-	325.01	898.36	-	-	-	1,223.37
-	-	-	20.00	-	-	-	20.00
-	-	-	5.84	-	-	-	5.84
3,000.00	-	-	-	-	-	-	-
3,000.00	774.16	488.32	216.66	-	-	-	1,479.14
-	283.33	-	-	-	-	-	283.33
174,276.00	33,651.35	26,154.94	41,201.02	-	-	-	101,007.31



Expenditure

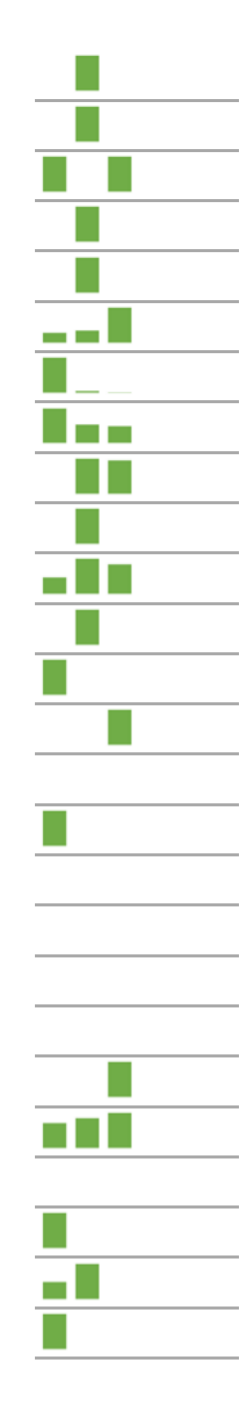
Code	Description	2017 / 2018						Actual 17/18
		Apr-17	May-17	Jun-17	Jul-17	Aug-17	Sep-17	
5002	Catering Purchases	-	-	-	-	-	-	20.15
5020	Estates Equipment / Machinery	6,472.17	-	2,766.00	5,743.26	536.12	-	16,714.19
5021	Estates Equipment / Machinery Repairs	-	1,085.30	298.34	-	-	-	1,798.15
5030	Horticulture	-	-	-	-	-	-	-
5045	Function Expenditure	-	-	-	220.00	-	-	220.00
5046	Outdoor Event	-	-	-	-	1,610.00	-	1,610.00
6201	Advertising	-	-	49.99	80.00	-	-	441.61
7000	Salaries	3,572.69	10,070.32	9,392.53	12,368.30	19,224.39	22,464.65	105,578.93
7001	Pension	-	-	-	-	-	565.87	2,507.51
7006	Employers NI	-	-	-	-	-	451.30	1,564.40
7099	Staff Expenses	-	-	-	109.15	272.23	19.00	930.23
7102	Water Rates	2,249.88	-	-	462.65	-	4,246.58	10,904.93
7103	General Rates	-	-	236.34	232.00	232.00	232.00	1,564.96
7105	Recycling - Waste Collection	1,222.23	955.22	1,419.06	1,501.37	1,842.78	1,070.25	13,704.90
7200	Electricity	-	-	2,323.32	-	-	2,351.64	9,705.19

Budget 18/19	2018 / 2019						YTD 18/19
	Apr-18	May-18	Jun-18	Jul-18	Aug-18	Sep-18	
-	-	-	-	-	-	-	-
15,000.00	2,897.50	166.67	-	-	-	-	3,064.17
1,500.00	-	-	982.40	-	-	-	982.40
-	183.33	-	-	-	-	-	-
500.00	-	-	-	-	-	-	-
2,000.00	-	-	-	-	-	-	-
2,500.00	-	108.00	175.00	-	-	-	283.00
94,760.00	7,002.44	13,422.37	16,356.26	-	-	-	36,781.07
1,545.00	456.69	485.17	470.92	-	-	-	1,412.78
1,030.00	371.41	504.32	526.38	-	-	-	1,402.11
1,000.00	-	-	-	-	-	-	-
9,000.00	-	938.66	680.97	-	-	-	1,619.63
2,500.00	-	-	-	-	-	-	-
15,250.00	1,204.80	2,061.50	1,424.36	-	-	-	4,690.66
8,000.00	-	(339.57)	70.00	-	-	-	(269.57)



Monthly Finances (D)

Code	Description	Apr-17	May-17	Jun-17	Jul-17	Aug-17	Sep-17	Actual 17/18	Budget 18/19	Apr-18	May-18	Jun-18	Jul-18	Aug-18	Sep-18	YTD 18/19
7202	GasOil	-	-	-	-	-	-	-	-	-	289.90	-	-	-	-	289.90
7304	Micellaneous Motor Expenses	-	-	-	-	-	-	-	-	-	15.00	-	-	-	-	15.00
7500	Printing	-	-	-	-	-	-	-	-	170.95	-	170.95	-	-	-	341.90
7501	Postage & Carriage	-	-	-	29.90	-	-	29.90	100.00	-	9.95	-	-	-	-	9.95
7502	Stationery	-	-	-	36.65	37.98	-	74.63	100.00	-	21.99	-	-	-	-	21.99
7550	Telephone & Broadband	-	-	-	40.81	32.48	32.48	332.91	480.00	43.50	53.53	155.30	-	-	-	252.33
7800	Repairs and Renewals	100.00	384.54	-	-	1,035.58	-	6,785.76	2,200.00	1,621.70	87.50	11.88	-	-	-	1,721.08
7801	Cleaning	-	-	-	67.88	-	-	1,594.69	2,000.00	197.72	105.00	96.00	-	-	-	398.72
7803	Premises Expenses	626.62	691.38	86.68	1,214.51	733.31	701.50	16,106.01	15,000.00	-	525.60	500.00	-	-	-	1,025.60
7804	Pool Chemicals	530.35	426.18	426.18	-	457.88	234.34	2,541.26	2,500.00	-	491.93	-	-	-	-	491.93
7805	Cess Pit	2,500.00	-	4,060.00	1,890.00	-	3,040.00	15,480.00	12,000.00	1,050.00	2,250.00	1,890.00	-	-	-	5,190.00
7806	Pedalo Parts	-	-	-	25.83	-	-	53.29	250.00	-	35.00	-	-	-	-	35.00
7807	Pool Costs	-	520.00	-	237.20	-	-	1,803.20	1,250.00	186.67	-	-	-	-	-	186.67
7811	Signs	-	420.00	-	-	-	-	851.84	500.00	-	-	424.50	-	-	-	424.50
7814	Maintenance	130.00	-	41.90	-	-	-	174.90	250.00	-	-	-	-	-	-	-
7815	Chidren's Party	6.25	122.50	-	-	-	-	395.05	500.00	152.25	-	-	-	-	-	152.25
7816	Parking	-	170.95	-	-	-	-	170.95	250.00	-	-	-	-	-	-	-
7817	Rowing Parts	-	-	-	698.81	-	-	698.81	1,000.00	-	-	-	-	-	-	-
7818	Life Jackets	-	-	-	170.04	-	-	170.04	250.00	-	-	-	-	-	-	-
7819	Duck Feed	-	-	-	-	-	-	16.89	-	-	-	-	-	-	-	-
7820	Battery Bikes (Hire)	-	-	-	-	-	-	-	-	-	-	376.25	-	-	-	376.25
7901	Bank Charges	-	-	-	-	671.64	306.03	2,335.86	2,050.00	237.88	286.55	338.00	-	-	-	862.43
8201	Subscriptions	-	-	-	365.00	-	-	734.00	500.00	-	-	-	-	-	-	-
8202	Uniform	259.90	-	-	500.00	20.00	-	983.33	1,000.00	472.14	-	-	-	-	-	472.14
8203	Training Costs	-	-	-	2,700.00	1,800.00	450.00	5,475.00	2,500.00	500.00	1,033.00	-	-	-	-	1,533.00
8204	Insurance	-	-	-	-	-	-	207.57	-	1,192.00	-	-	-	-	-	1,192.00
8206	Coaching	-	-	-	-	-	-	270.00	-	-	-	-	-	-	-	-
		17,670.09	14,846.39	21,100.34	28,693.36	28,506.39	36,165.64	224,551.04	199,265.00	17,940.98	22,552.07	24,649.17	-	-	-	64,958.89



Swanley Town Council



Bank Reconciliation: 30 June 2018

Bank Statement Balance:	Current Account	290,740.75	
			<u>290,740.75</u>
Other Bank & Cash Accounts:	Active Saver	139.69	
	Mayor's Account	3,734.00	
	Recreation Account	9,318.18	
	Alexandra Cash Account	4,412.59	
	Olympic Cash Account	2,118.48	
	Link Cash Account	-	
	Swanley Park Cash Account	5,300.00	
			<u>25,022.94</u>
			<u><u>315,763.69</u></u>

Unpresented Payments	<u>Date</u>	<u>Ref</u>	<u>Amount</u>	
	06/06/2018	027956	72.00	
	06/06/2018	100740	73.29	
	20/06/2018	028000	1,200.00	
	20/06/2018	028006	630.00	
	20/06/2018	028007	96.00	
	20/06/2018	028008	38.89	
	20/06/2018	028009	225.00	
	20/06/2018	028012	360.00	
	20/06/2018	028013	3,123.74	
	20/06/2018	028019	144.00	
	20/06/2018	028022	811.80	
	20/06/2018	028030	550.00	
	20/06/2018	028031	459.60	
	20/06/2018	028032	509.40	
	20/06/2018	028040	205.14	
	20/06/2018	028042	451.50	
	20/06/2018	028044	19.30	
	21/06/2018	100737	200.00	
				<u>9,169.66</u>
				<u><u>306,594.03</u></u>

Unpresented Receipts:	<u>Date</u>	<u>Ref</u>	<u>Amount</u>	
	28/06/2018	Oly to Current	196.20	
	27/06/2018	Park to Current	255.00	
	27/06/2018	Park to Current	12.00	
	30/06/2018	Oly to Current	173.90	
	29/06/2018	Alex to Current	847.80	
	30/06/2018	Alex to Current	467.55	
	28/06/2018	Park to Current	180.01	
	28/06/2018	Park to Current	65.00	
	28/06/2018	Park to Current	24.50	

Monthly Finances (E)

29/06/2018	Park to Current	85.00	
29/06/2018	Park to Current	210.00	
29/06/2018	Park to Current	26.00	
30/06/2018	Park to Current	97.50	
30/06/2018	Park to Current	515.00	
30/06/2018	Park to Current	306.50	
			3,461.96
			310,055.99
Closing Book Balance:	Current Account	285,033.05	
	Other Bank & Cash Accounts	25,022.94	
			310,055.99
			-

Chairman of Finance Committee

Signature

Date

Responsible Financial Officer

Signature

Date

Swanley Town Council



Payments Out: June 2018

<u>Date</u>	<u>Payee</u>	<u>Description</u>	<u>Payment Method</u>	<u>Ref</u>	<u>Amount</u>
01/06/2018	Alexandra - Catering	Catering Receipts	Cheque	100731	47.87
01/06/2018	LEXAUTO	Lex Autolease	Direct Debit	DD/Lex	411.30
04/06/2018	MANN	Mann (Swanley)	Internal Entry	Mann	920.02
05/06/2018	Yell	Website	Direct Debit	DD/Yell	146.79
05/06/2018	Barclays	Bank Charges	Bank Entry	Barclays	287.52
05/06/2018	BTGROUP	BT	Direct Debit	DD/BT	186.35
05/06/2018	EMS	Elavon Merchant Services	Direct Debit	DD/EMS	338.50
06/06/2018	Dan Sutton	Expenses Receipts	Cheque	100738	70.82
06/06/2018	Alexandra - Catering	Catering Receipts	Cheque	100739	63.58
06/06/2018	Olympic - Catering	Catering Receipts	Cheque	100740	73.29
06/06/2018	Unison	Union Subs	Cheque	100736	127.20
06/06/2018	Olympic - Chef	Chef	Cheque	100735	188.50
06/06/2018	5ENVIRO	5 Enviromental Ltd	Cheque	27929	132.00
06/06/2018	ALSFTIMB	Alsford Timber Ltd	Cheque	027930	7.31
06/06/2018	ANGELHR	Angel Human Resources Ltd	Cheque	027931	457.64
06/06/2018	ARCHANT	Archant Community Media Ltd	Cheque	027932	84.00
06/06/2018	ASTSEC	Astra Security Systems LTD	Cheque	027933	95.40
06/06/2018	AUTOCULT	Auto Culture	Cheque	027934	36.00
06/06/2018	B&MSUPP	B&M Supplies LTD	Cheque	027935	55.90
06/06/2018	BR-IT	BR - IT	Cheque	027936	232.80
06/06/2018	CASTL325	Castle Water Limited	Cheque	027937	28.19
06/06/2018	CASTL529	Castle Water Limited	Cheque	027938	938.66
06/06/2018	CASTL588	Castle Water Limited	Cheque	027939	346.26
06/06/2018	CHARLES	Charles Wilson Engineers	Cheque	027940	494.40
06/06/2018	CLEAWIPE	Clean Wipes	Cheque	027941	299.11
06/06/2018	CPC	Complete Pool Contracts	Cheque	027942	556.12
06/06/2018	D.BODY	D.Body Ltd	Cheque	027943	2,250.00
06/06/2018	DARPRINT	Darenth Print and Design Ltd	Cheque	027944	240.00
06/06/2018	DOR2DOR	Helm Enterprise Solutions Ltd T/A Dor	Cheque	027945	500.00
06/06/2018	DUNCANW	William Duncan	Cheque	027946	100.00
06/06/2018	DYNAMIX	Mr S Gadd	Cheque	027947	395.00
06/06/2018	FLOWMARI	Flowers by Marion	Cheque	027948	120.00
06/06/2018	FOTHERGI	Mr Forthergill's Seeds	Cheque	027949	376.50
06/06/2018	GWENDOLI	Gwen Nash	Cheque	027950	35.00
06/06/2018	HALLFUEL	Hall Fuels	Cheque	027951	932.23
06/06/2018	HILLSPR	Hills Prospect PLC	Cheque	027952	3,268.31
06/06/2018	HOWDENS	Howdens Joinery Co.	Cheque	027953	61.99
06/06/2018	INSIGHT	Insight Systems	Cheque	027954	154.45

Monthly Finances (F)

06/06/2018	JOHNSTRE	John Street Beverage	Cheque	027955	95.00
06/06/2018	KALC100	Kent Association of Local Councils	Cheque	027956	72.00
06/06/2018	KCC100	Kent County Council	Cheque	027957	137.34
06/06/2018	KCS100	Kent Catering Services Ltd	Cheque	027958	174.30
06/06/2018	KEIRALAN	Alan Keir	Cheque	027959	675.00
06/06/2018	KFF100	Kent Frozen Foods Ltd	Cheque	027960	800.44
06/06/2018	LEISBOAT	Leisure Boat UK	Cheque	027961	53.94
06/06/2018	LEVENTS	#N/A	Cheque	027962	50.00
06/06/2018	LMILLS	L.Mills	Cheque	027963	324.24
06/06/2018	LOCKDOWN	Lock Down Shutters	Cheque	027964	1,530.00
06/06/2018	MECKADRI	Adrian Mecklenburgh Ltd	Cheque	027965	489.23
06/06/2018	MICHAELS	Michaels Robes	Cheque	027966	661.20
06/06/2018	NATIONAL	National Facilities Management	Cheque	027967	2,016.00
06/06/2018	NIVEKCAT	Nivek Catering Supplies Ltd	Cheque	027968	126.00
06/06/2018	NORMBUT	Norman's Butchers	Cheque	027969	413.18
06/06/2018	OAKLEAF1	Oakleaf Electrical Contractors Ltd	Cheque	027970	548.29
06/06/2018	PROVNURS	Provender Nurseries	Cheque	027971	304.48
06/06/2018	SHAW&SON	Shaw & Sons Ltd	Cheque	027972	54.00
06/06/2018	SHERIFFS	The Sheriffs Office	Cheque	027973	228.00
06/06/2018	STALBRID	Stalbridge Linen Services	Cheque	027974	316.80
06/06/2018	STANNAH	Stannah	Cheque	027975	383.48
06/06/2018	STRAWBER	Strawberry Hill Trust	Cheque	027976	275.00
06/06/2018	THBROWN	T.H.Brown & Sons Ltd	Cheque	027977	357.60
06/06/2018	TLCDIREC	TLC Online	Cheque	027978	160.00
06/06/2018	TLCELEC	T.L.C Direct	Cheque	027979	43.80
06/06/2018	TOPLINE	Topline Electronics Ltd	Cheque	027980	774.00
06/06/2018	TRADEUK	Trade UK Account	Cheque	027981	326.57
06/06/2018	TUNE10	John Bogg	Cheque	027982	80.00
06/06/2018	PROFESSI	Professional Canine & Security	Cheque	027983	855.60
06/06/2018	ALLSTARF	Allstar Business Solutions Ltd	Direct Debit	DD/All Star	51.56
08/06/2018	TV Licence	TV Licence	Direct Debit	TV Licence	12.37
08/06/2018	BGAS8496	BGas Elec - Oaks Communal	Direct Debit	DD/B Gas	88.02
08/06/2018	BGAS8475	BGas Elec - Tennis Courts	Direct Debit	DD/B Gas	1,460.22
08/06/2018	BGAS8522	BGas Elec - Ablutions St Mary's	Direct Debit	DD/B Gas	527.95
08/06/2018	BGAS6000	BGas Elec - Civic	Direct Debit	DD/Bgas	593.40
08/06/2018	BGAS8419	BGas Elec - Alexandra	Direct Debit	DD/B Gas	613.95
08/06/2018	BGAS8456	BGas Elec - The Olympic	Direct Debit	DD/B Gas	1,386.04
11/06/2018	BARCLAYS	Barclays	Direct Debit	DD/Barclaycard	246.38
11/06/2018	ZEN100	Zen Internet Ltd	Direct Debit	DD/Zen	100.80
13/06/2018	FRAMA100	Frama UK Ltd	Cheque	027984	1,000.00
13/06/2018	TLCDIREC	TLC Online	Cheque	027985	1,822.67
13/06/2018	HILLSPR	Hills Prospect PLC	Cheque	027986	1,657.38
13/06/2018	K2	K2 Flooring	Cheque	027987	550.00
13/06/2018	KFF100	Kent Frozen Foods Ltd	Cheque	027988	465.93
13/06/2018	MECKADRI	Adrian Mecklenburgh Ltd	Cheque	027989	293.77
13/06/2018	NISBET10	Nisbets	Cheque	027990	194.35
13/06/2018	NORMBUT	Norman's Butchers	Cheque	027991	190.03

Monthly Finances (F)

13/06/2018	SEVDIST	Sevenoaks District Council	Cheque	027992	2,700.00
13/06/2018	STANNAH	Stannah	Cheque	027993	766.19
13/06/2018	THBROWN	T.H.Brown & Sons Ltd	Cheque	027994	118.65
13/06/2018	TILLROCO	The Till Roll Company	Cheque	027995	66.78
13/06/2018	TRADEUK	Trade UK Account	Cheque	027996	234.59
14/06/2018	DVLA	DVLA LC13 SNK	Direct Debit	DD/DVLA	21.93
15/06/2018	SDC	Rates for Public Conv, Station Road	Direct Debit	DD/SDC	202.00
15/06/2018	SDC	Rates for Civic Centre	Direct Debit	DD/SDC	4,170.00
15/06/2018	SDC	Rates for Woodlands	Direct Debit	DD/SDC	1,479.00
15/06/2018	SDC	Rates for Olympic	Direct Debit	DD/DSC	2,909.00
15/06/2018	SDC	Rates for Alexandra	Direct Debit	DD/SDC	2,901.00
15/06/2018	Payroll	Payroll Mth3	BACS	Payroll Mth3	55,671.91
15/06/2018	Payroll	PAYE, NI & Pension Mth3	BACS	PAYE, NI & Pension Mth3	22,254.61
15/06/2018	BOOKER	Booker Lintied	Direct Debit	DD/Booker	26.39
18/06/2018	SAGE100	Sage (UK) Ltd	Direct Debit	DD/Sage	125.95
19/06/2018	EETMOB	EE & T Mobile	Direct Debit	DD/EE	29.15
19/06/2018	BNPPARIB	BNP Paribas Leasing Sols	Direct Debit	DD/BNP	768.00
20/06/2018	SENVIRO	5 Enviromental Ltd	Cheque	027997	132.00
20/06/2018	ALSFTIMB	Alsford Timber Ltd	Cheque	027998	44.14
20/06/2018	ANGELHR	Angel Human Resources Ltd	Cheque	027999	114.41
20/06/2018	AUDICREW	Audiocrew	Cheque	028000	1,200.00
20/06/2018	BIGSING	Big Sing	Cheque	028001	200.00
20/06/2018	BR-IT	BR - IT	Cheque	028002	315.94
20/06/2018	BUCKDAVI	David J Bucket	Cheque	028003	534.20
20/06/2018	CASTL529	Castle Water Limited	Cheque	028004	680.97
20/06/2018	CLEAWIPE	Clean Wipes	Cheque	028005	172.20
20/06/2018	D.BODY	D.Body Ltd	Cheque	028006	630.00
20/06/2018	DARPRINT	Darenth Print and Design Ltd	Cheque	028007	96.00
20/06/2018	DECORATO	Decorators Den Ltd	Cheque	028008	38.89
20/06/2018	DYNAMIX	Mr S Gadd	Cheque	028009	225.00
20/06/2018	EASYNET	Easynet Enterprise Services Ltd	Cheque	028010	81.60
20/06/2018	EDENPARK	Eden Park (STMS) Ltd	Cheque	028011	86.40
20/06/2018	EMERGENC	Emergency Plumbing Services	Cheque	028012	360.00
20/06/2018	EQUIRECY	Equinox Recycling	Cheque	028013	3,123.74
20/06/2018	ERNEDOE	Ernest Doe & Sons Ltd	Cheque	028014	459.47
20/06/2018	GUIDE1	Guideline Coaches Ltd	Cheque	028015	820.00
20/06/2018	HILLSPR	Hills Prospect PLC	Cheque	028016	2,307.23
20/06/2018	IMAGRAP	Image Grafix	Cheque	028017	210.00
20/06/2018	INSIGHT	Insight Systems	Cheque	028018	59.02
20/06/2018	KALC100	Kent Association of Local Councils	Cheque	028019	144.00
20/06/2018	KCC100	Kent County Council	Cheque	028020	243.36
20/06/2018	KCC100	Kent County Council	Cheque	028021	311.58
20/06/2018	KCS100	Kent Catering Services Ltd	Cheque	028022	811.80
20/06/2018	KFF100	Kent Frozen Foods Ltd	Cheque	028023	846.24
20/06/2018	MECKADRI	Adrian Mecklenburgh Ltd	Cheque	028024	513.86
20/06/2018	NIVEKCAT	Nivek Catering Supplies Ltd	Cheque	028025	282.06
20/06/2018	NORMBUT	Norman's Butchers	Cheque	028026	38.56

Monthly Finances (F)

20/06/2018	OAKLEAF1	Oakleaf Electrical Contractors Ltd	Cheque	028027	229.69
20/06/2018	OFCOM100	OFCOM	Cheque	028028	75.00
20/06/2018	PROVNURS	Provender Nurseries	Cheque	028029	130.95
20/06/2018	REDWING1	Redwing Coaches	Cheque	028030	550.00
20/06/2018	SHOPPER	Helm Enterprise Solutions Ltd	Cheque	028031	459.60
20/06/2018	SIGNSUK	Signs & Print UK	Cheque	028032	509.40
20/06/2018	SSEELEC	SSE Southern Electric	Cheque	028033	196.93
20/06/2018	STALBRID	Stalbridge Linen Services	Cheque	028034	21.93
20/06/2018	TLCDIREC	TLC Online	Cheque	028036	180.00
20/06/2018	TLCELEC	T.L.C Direct	Cheque	028037	48.00
20/06/2018	TRADEUK	Trade UK Account	Cheque	028038	65.95
20/06/2018	TUNE10	John Bogg	Cheque	028039	80.00
20/06/2018	WHITEPUB	Whitehill Publishing Ltd	Cheque	028040	205.14
20/06/2018	TOPTRIB	RHC Bourke	Cheque	028041	450.00
20/06/2018	LEISUREM	Leisurematic	Cheque	028042	451.50
20/06/2018	NORMBUT	Norman's Butchers	Cheque	028043	67.27
20/06/2018	THBROWN	T.H.Brown & Sons Ltd	Cheque	028044	19.30
20/06/2018	SGEQUIPM	SG Equipment Finance	Direct Debit	DD/SG Equipment	378.00
20/06/2018	ALLSTARF	Allstar Business Solutions Ltd	Direct Debit	DD/All Star	53.66
21/06/2018	Link	Link Receipts	Cheque	100741	18.45
21/06/2018	Alfie Bradford	Woodlands	Cheque	100737	200.00
22/06/2018	HENRYH	Henry Howard Finance	Direct Debit	DD/Henry Howard	494.04
25/06/2018	BNPPARIB	BNP Paribas Leasing Sols	Direct Debit	DD/BNP	542.38
25/06/2018	XINTEL	XLN Telecom	Direct Debit	DD/XLN	51.53
26/06/2018	BOC100	BOC Ltd	Direct Debit	DD/BOC	258.31
27/06/2018	VOICECOM	Voicecom Ltd	Direct Debit	DD/Focus	907.50
27/06/2018	ALLSTARF	Allstar Business Solutions Ltd	Direct Debit	DD/Allstar	56.58
					154,868.25

Summary

<u>Month</u>	<u>Payment Method</u>	<u>Amount</u>
Jun-18	Cheque	54,196.14
	BACS	77,926.52
	Direct Debit	21,538.05
	Internal Entry (Offset)	920.02
	Bank Entry	287.52
		154,868.25

Chairman of Finance Committee

Signature

Date

Responsible Financial Officer

Signature

Date

Swanley Town Council



Aged Creditors: 30 June 2018

A/C	Name	Balance	Current	Period 1	Period 2	Period 3	Older
ALSFTIMB	Alsford Timber Ltd	297.63	297.63	-	-	-	-
ANGELHR	Angel Human Resources Ltd	228.82	228.82	-	-	-	-
ARCHANT	Archant Community Media Ltd	180.00	180.00	-	-	-	-
B&MSUPP	B&M Supplies LTD	257.38	257.38	-	-	-	-
BGAS8419	BGas Elec - Alexandra	824.56	824.56	-	-	-	-
BGAS8456	BGas Elec - The Olympic	1,549.24	1,549.24	-	-	-	-
BNPPARIB	BNP Paribas Leasing Sols	542.38	542.38	-	-	-	-
BOC100	BOC Ltd	149.95	149.95	-	-	-	-
BOOKER	Booker Lintied	178.64	178.64	-	-	-	-
BR-IT	BR - IT	164.76	164.76	-	-	-	-
CASTL325	Castle Water Limited	24.45	24.45	-	-	-	-
CASTL588	Castle Water Limited	293.79	293.79	-	-	-	-
CENTCIRC	Centre Circle Event Management	168.00	168.00	-	-	-	-
CLEAWIPE	Clean Wipes	272.43	272.43	-	-	-	-
COMMUNI	Community Land Use	1,200.00	1,200.00	-	-	-	-
D.BODY	D.Body Ltd	1,260.00	1,260.00	-	-	-	-
DARPRINT	Darenth Print and Design Ltd	151.20	151.20	-	-	-	-
EDF-SWAN	EDF Energy Customers PLC	(356.55)	-	(356.55)	-	-	-
EQUIRECY	Equinox Recycling	2,208.74	2,208.74	-	-	-	-
ERNEDOE	Ernest Doe & Sons Ltd	360.43	360.43	-	-	-	-
FIRSTAID	First Aid Buddies Ltd	270.00	270.00	-	-	-	-
FLP	Fenland Leisure Products Ltd	1,178.88	1,178.88	-	-	-	-
HILLSPR	Hills Prospect PLC	4,089.64	4,089.64	-	-	-	-
JPSCLAR	JPS Clarity Limited	114.00	-	-	-	-	114.00
KALC100	Kent Association of Local Councils	1,530.00	1,530.00	-	-	-	-
KCC100	Kent County Council	172.44	172.44	-	-	-	-
KEIRALAN	Alan Keir	675.00	675.00	-	-	-	-
KFF100	Kent Frozen Foods Ltd	1,412.39	1,412.39	-	-	-	-
LMILLS	L.Mills	201.60	201.60	-	-	-	-
LOCKTOOL	Locks 'N' Tools Ltd	221.14	221.14	-	-	-	-
MECKADRI	Adrian Mecklenburgh Ltd	468.41	468.41	-	-	-	-
NELLA100	Nella Cutlery South	179.90	-	85.39	94.51	-	-
NISBET10	Nisbets	810.20	810.20	-	-	-	-
NORMBUT	Norman's Butchers	133.04	133.04	-	-	-	-
SEVDIST	Sevenoaks District Council	3,712.50	3,712.50	-	-	-	-
STALBRID	Stalbridge Linen Services	434.09	434.09	-	-	-	-
SWANRFC	Swanley Rugby Football Club	1,000.00	1,000.00	-	-	-	-
THBROWN	T.H.Brown & Sons Ltd	245.00	245.00	-	-	-	-
TRADEUK	Trade UK Account	380.53	380.53	-	-	-	-
WILLOW	Willow Pumps Limited	8,939.14	8,939.14	-	-	-	-
WINDOWF	Windowflowers Ltd	17,538.00	17,538.00	-	-	-	-
YHG	YHG Ltd	374.40	374.40	-	-	-	-
		54,036.15	54,098.80	(271.16)	94.51	-	114.00
Aged Creditors: 30 June 2017		55,798.14	33,041.95	1,642.25	-	-	21,113.94

Swanley Town Council



Aged Debtors: 30 June 2018

A/C	Name	Balance	Current	Period 1	Period 2	Period 3	Older
50CLUB	50+ Club	320.00	320.00	-	-	-	-
BEXLEYBC	London Borough of Bexley	1,866.00	773.60	609.40	-	-	483.00
BRITGAS	British Gas Services	(91.73)	(91.73)	-	-	-	-
CIEVENTS	CI Events	1,745.90	-	1,745.90	-	-	-
CLG	CLG Market Research Ltd	1,500.00	1,150.00	-	350.00	-	-
DANCEBL	Dance Blast	90.00	-	-	-	90.00	-
DOVEFUN	Doves Funerals	180.00	-	-	180.00	-	-
EMERSON	Emerson Park	500.00	-	500.00	-	-	-
ETMS	ETMS Highways Ltd	100.00	-	100.00	-	-	-
FUNPART	Funeral Partners Ltd	86.80	266.80	-	(180.00)	-	-
GRACEPL	Grace Place Community Church	(70.00)	-	-	-	-	(70.00)
HARTBEEP	Hartbeeps- Baby Group	90.00	90.00	-	-	-	-
IBLCAT	IBL Catering Ltd	19,000.00	19,000.00	-	-	-	-
KCC100	Kent County Council	2,212.72	2,212.72	-	-	-	-
KENTSAFE	Kent Safeguarding Children Board	232.80	232.80	-	-	-	-
NATBLOOD	National Blood Service	504.00	504.00	-	-	-	-
NHSDGS	NHS DGS CCG	186.00	-	186.00	-	-	-
PRODUCTP	Product Perception	400.00	400.00	-	-	-	-
SARGPART	Sargeant Partnership	300.00	-	-	300.00	-	-
SENCIO	Sencio	78.00	-	78.00	-	-	-
SGNGAS	SGNgas	543.00	-	-	-	543.00	-
SWANBOX	Swanley Boxing Club	338.00	338.00	-	-	-	-
SWANRFC	Swanley Rugby Football Club	375.17	375.17	-	-	-	-
SWBOWLS	Swanley Bowls Club	5,000.00	-	5,000.00	-	-	-
SWNETBAL	Swanley Netball Club	279.41	-	279.41	-	-	-
SWNFC	Swanley FC	(23.30)	-	-	-	(0.20)	(23.10)
THEMEEV	Theme Events	600.00	600.00	-	-	-	-
U3A100	U3A	(280.00)	(140.00)	-	-	-	-
VIBEDN10	Vibe Dance Nights	1,365.00	1,155.00	-	210.00	-	-
WHITENET	Whiteoak Netball Club	105.00	105.00	-	-	-	-
ZIBRANT	Zibrant	532.60	390.00	142.60	-	-	-
		38,065.37	27,681.36	8,641.31	860.00	632.80	389.90
Aged Debtors: 30 June 2017		62,848.58	12,475.95	6,959.43	3,861.15	1,077.00	38,475.05

Events ^[1]

JANUARY	January events	(700.00)
FEBRUARY	February events	(840.00)
MARCH	March events	-
APRIL	April events	-
MAY	May events	(5,225.00)
JUNE	June events	(1,370.00)
JULY	July events	(21,211.00)
AUGUST	August events	(9,900.00)
SEPTEMBER	September events	(13,777.00)
OCTOBER	October Events	(7,920.00)
NOVEMBER	November Events	-
DECEMBER	December events	(6,545.00)
		(67,488.00)

[1] Balances will include prepayments for future functions at Alexandra and Olympic

Party Functions ^[2]

A-SCHOOL	A - Schools Out	(110.00)
A70S80S	A - 70s & 80s Night	(20.00)
AMEDIUMS	A - Mediumship	(15.00)
AOF&H	A - Only Fools & Horses	(500.00)
ASUMMER	A - Summer Party	(130.00)
ORODSTEW	O - Rod Stewart	(40.00)
OTINATUR	O - Tina Turner	(580.00)
		(1,395.00)

[2] Balances will include prepayments for future Party Nights at Alexandra and Olympic